

Simulation Summary Report

Project Title: Notched plate

Description: 3D, Isotropic, Quasi-Static, Fracture Analysis

Created By: pmasscasestudies

Project Created: 07/19/2023-10:57

Report Created: 10/31/2023-10:37

Analysis Type: Fracture Analysis

Solver: quasi-static

Dimension: 3

```
{ "dateTime": { "month": "07", "hour": "10", "year": "2023", "day": "19", "minute": "57"}, "time_increment": 1e-08, "quasi_static": { "max_iteration": 1000, "tolerance": 1e-07, "precondition": 1e-10}, "feModels": [], "analysis": { "quasi_static": { "max_iteration": 1000, "tolerance": 1e-07, "precondition": 1e-10}, "load_segments": [ { "name": "ls1", "type": "quasi-static", "num_save": 1, "ratio_segment": 1, "num_segment": 10}], "iteration_damage": "true", "max_bond_breakage": 20, "zero_energy": { "type": "bond-associated", "bond_associated_family": 1}, "name": "analysis1", "type": "Fracture Analysis", "dimension": 3, "inclusion_damage": "true", "solver": "quasi-static", "time_increment": 1e-08}, "materials": [ { "density": 0, "elastic_properties": { "E": 0, "G": 0, "nu": 0}, "name": "Material-1", "failure_parameters": { "Scr": 0, "Xc": 0, "type": "Principle-Stress", "Eccr": 0, "ft": 0, "S23": 0, "Stcr": 0, "w0": 0, "Xt": 0, "s0": 0, "Etrc": 0, "ef": 0, "c": 0, "Yc": 0, "D1": 0, "D2": 0, "D3": 0, "D4": 0, "phi": 0, "D5": 0, "Ecr": 0, "S12": 0, "Sccr": 0, "Yt": 0, "fc": 0}, "behavior": "elastic", "type": "isotropic", "dimension": 3}, { "plotSetting": { "markerSize": "5", "markerOpacity": "1", "cameraEye": { "x": "1", "y": "1", "z": "1"}, "edgeColor": "#474747", "edgeWidth": "0.1", "markerColor": "#000000", "colorscale": "RdBu", "materialColor": "#000000", "lineColor": "#000000", "damageColor": "#000000", "aspectRatio": { "x": "1", "y": "1", "z": "1"}, "lineWidth": "1"}, "iteration_damage": "false", "project_name": "Notched plate", "max_bond_breakage": 6, "owner": "pmasscasestudies", "models": [ { "output_zones": [], "random_solids": [], "solids": [ { "name": "part1", "geometry": { "length": [65, 10, 120], "center": [32.5, 5, 60], "name": "geo1", "roll": 0, "pitch": 0, "type": "cuboid", "yaw": 0}, "material": { "name": "mat1", "roll": 0, "pitch": 0, "type": "constant", "yaw": 0}, "dimension": 3, "grid": { "grid_type": "quadrilateral3D", "dx": 1, "dy": 1, "dz": 1, "roll": 0, "horizon_type": "sphere", "hr": 3.1, "pitch": 0, "yaw": 0}}, { "failure_zones": [ { "name": "nf1", "dimension": 3, "geometry": { "r": 10, "center": [20, 5, 20], "name": "geo1", "roll": 90, "pitch": 0, "type": "cylinder", "yaw": 0, "height": 10.05}}, { "name": "nf2", "dimension": 3, "geometry": { "r": 10, "center": [20, 5, 100], "name": "geo1", "roll": 90, "pitch": 0, "type": "cylinder", "yaw": 0, "height": 10.05}}, { "name": "model1", "boundary_zones": [ { "name": "bc1", "geometry": { "r": 5, "center": [20, 5, 20], "name": "geo1", "roll": 90, "pitch": 0, "type": "cylinder", "yaw": 0, "height": 10.1}, "dimension": 3, "properties": { "type": "displacement", "value": 0, "direction": "X"}}, { "name": "bc2", "geometry": { "r": 5, "center": [20, 5, 20], "name": "geo1", "roll": 90, "pitch": 0, "type": "cylinder", "yaw": 0, "height": 10.1}, "dimension": 3, "properties": { "type": "displacement", "value": 0, "direction": "Y"}}, { "name": "bc3", "geometry": { "r": 5, "center": [20, 5, 20], "name": "geo1", "roll": 90, "pitch": 0, "type": "cylinder", "yaw": 0, "height": 10.1}, "dimension": 3, "properties": { "type": "displacement", "value": 0, "direction": "Z"}}, { "name": "bc4", "geometry": { "r": 5, "center": [20, 5, 100], "name": "geo1", "roll": 90, "pitch": 0, "type": "cylinder", "yaw": 0, "height": 10.1}, "dimension": 3, "properties": { "type": "displacement", "value": 1, "direction": "Z"}}, { "cracks": [ { "name": "crack1", "dimension": 3, "geometry": { "length": [10, 10], "center": [5, 5, 65], "name": "geo1", "roll": 0, "pitch": 0, "type": "rectangle_crack", "yaw": 0}}, { "laminated_solids": [], "dimension": 3, "voids": [ { "name": "void1", "dimension": 3, "geometry": { "r": 10, "center": [36.5, 5, 51], "name": "geo1", "roll": 90, "pitch": 0, "type": "cylinder", "yaw": 0, "height": 10}}, { "inclusions": []}], "inclusion_damage": "true", "project_id": "50407e16-67d1-4de4-b6df-04d100ba44ee", "description": "3D, Isotropic, Quasi-Static, Fracture Analysis"
```

Undeformed Grid

Number of Points: 74880

min-x: 0.5


max-x: 64.5

min-y: 0.5

max-y: 9.5

min-z: 0.5

max-z: 119.5



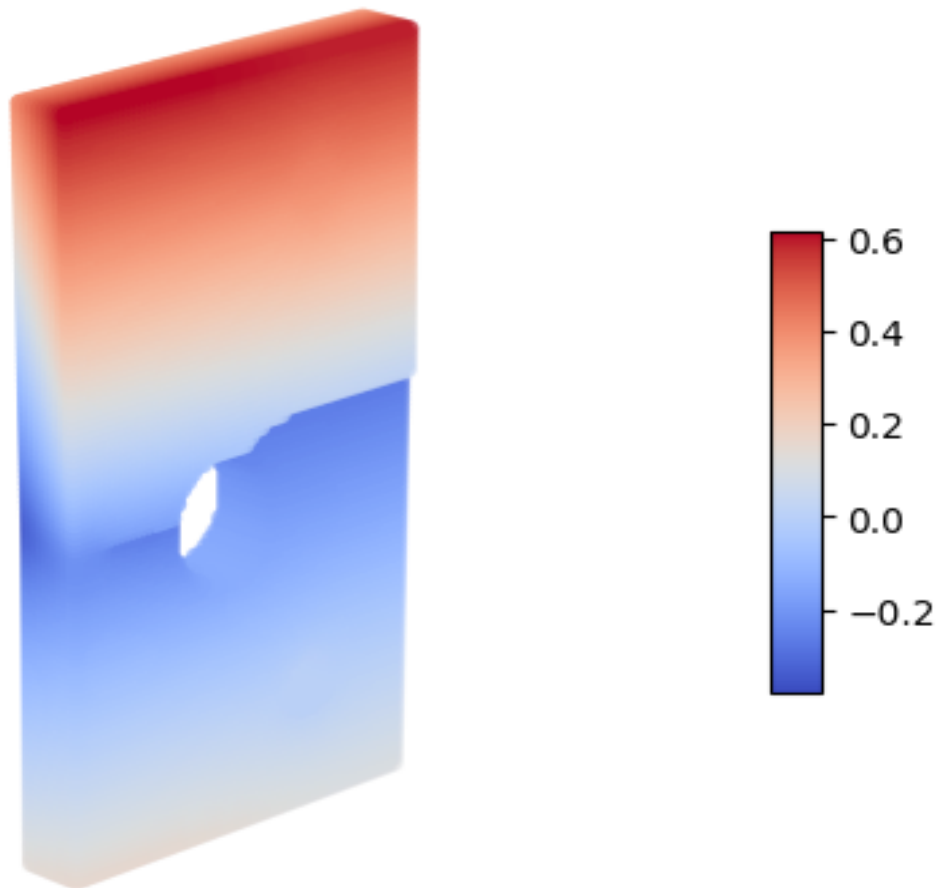
Run Name: run0

Solution Output: out_0_180

Field: u-x

min-u-x: -0.376866

max-u-x: 0.615634



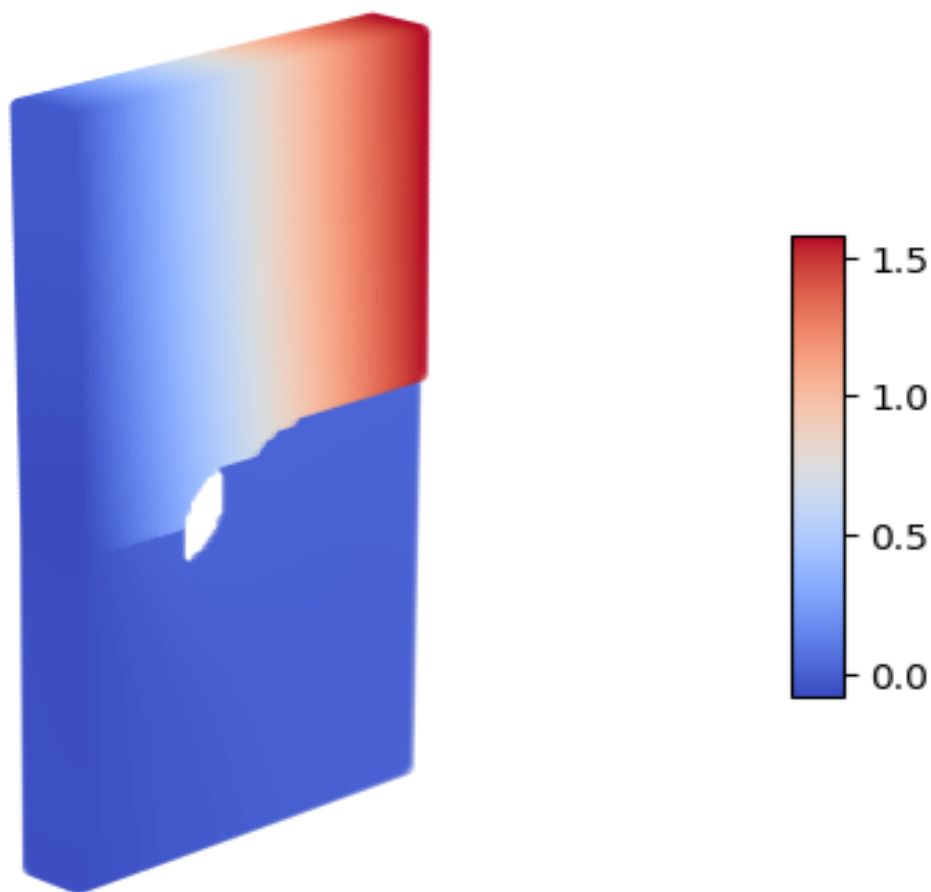
Run Name: run0

Solution Output: out_0_180

Field: u-y

min-u-y: -0.0783856

max-u-y: 1.57897



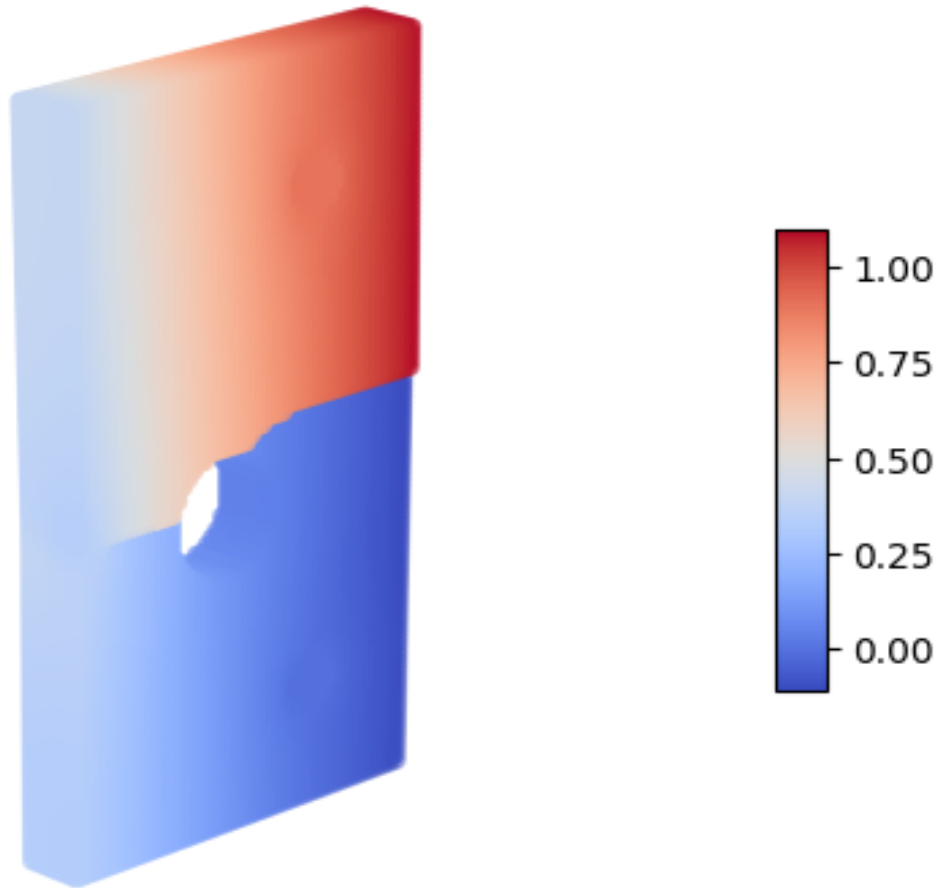
Run Name: run0

Solution Output: out_0_180

Field: u-z

min-u-z: -0.108204

max-u-z: 1.10053



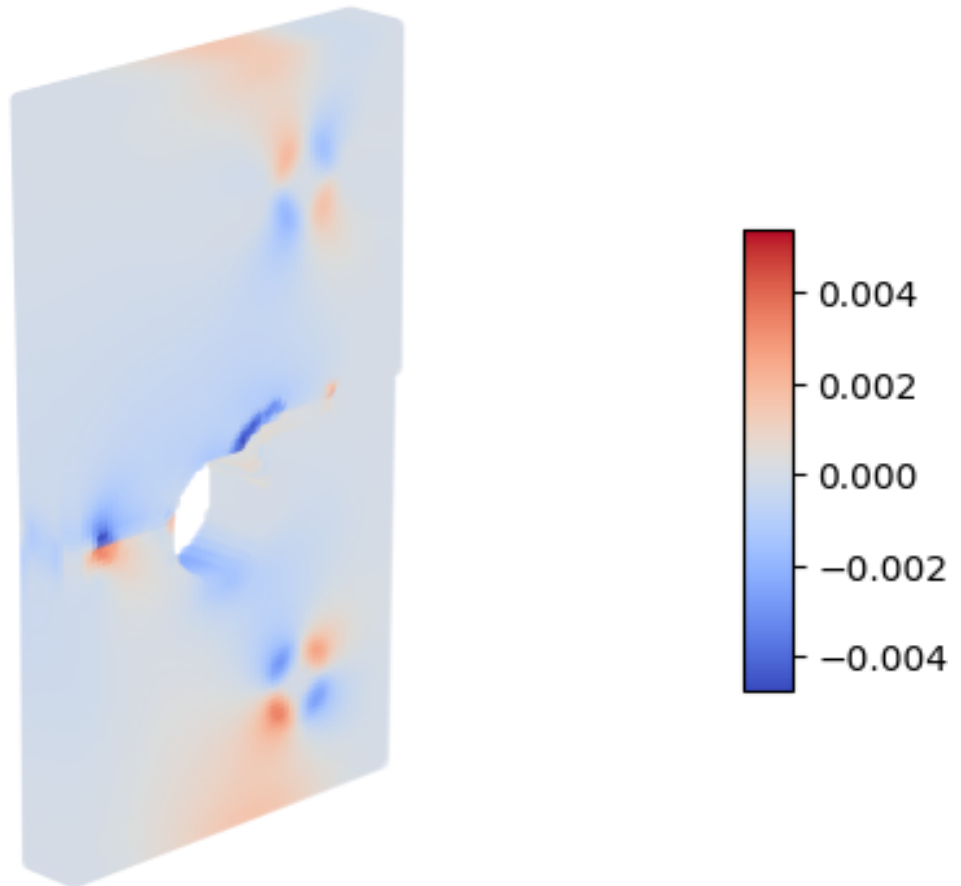
Run Name: run0

Solution Output: out_0_180

Field: e-x

min-e-x: -0.00474215

max-e-x: 0.00538069



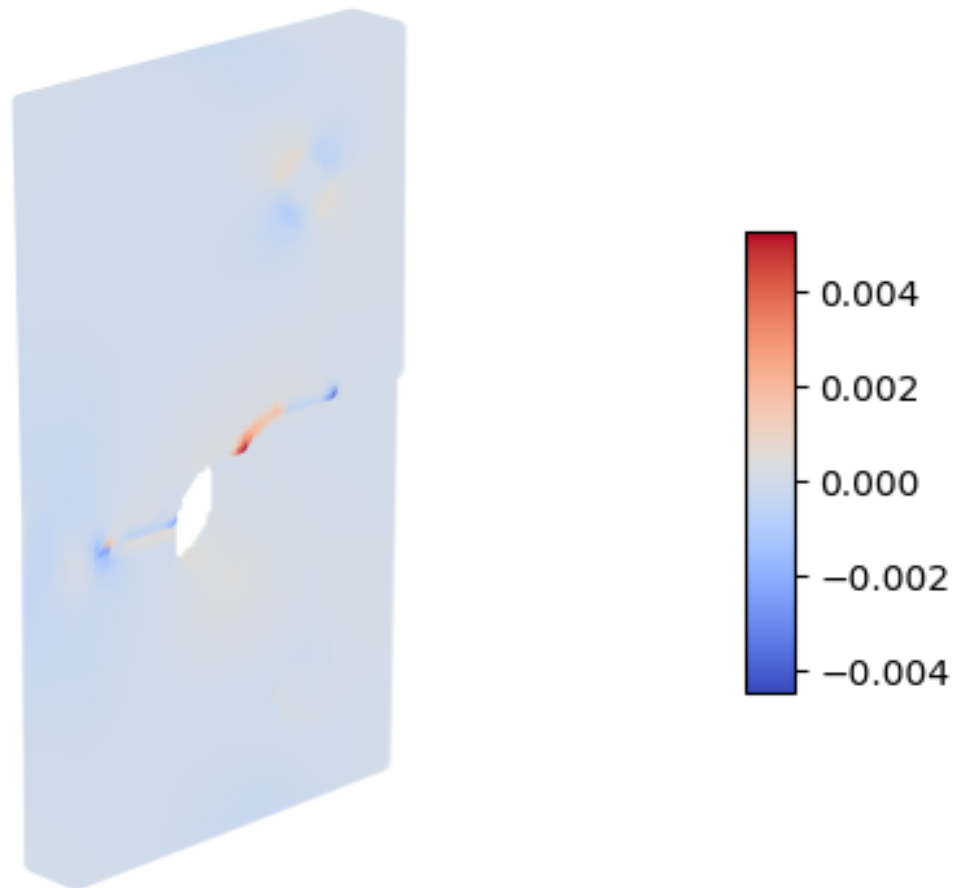
Run Name: run0

Solution Output: out_0_180

Field: e-y

min-e-y: -0.00447845

max-e-y: 0.00526219



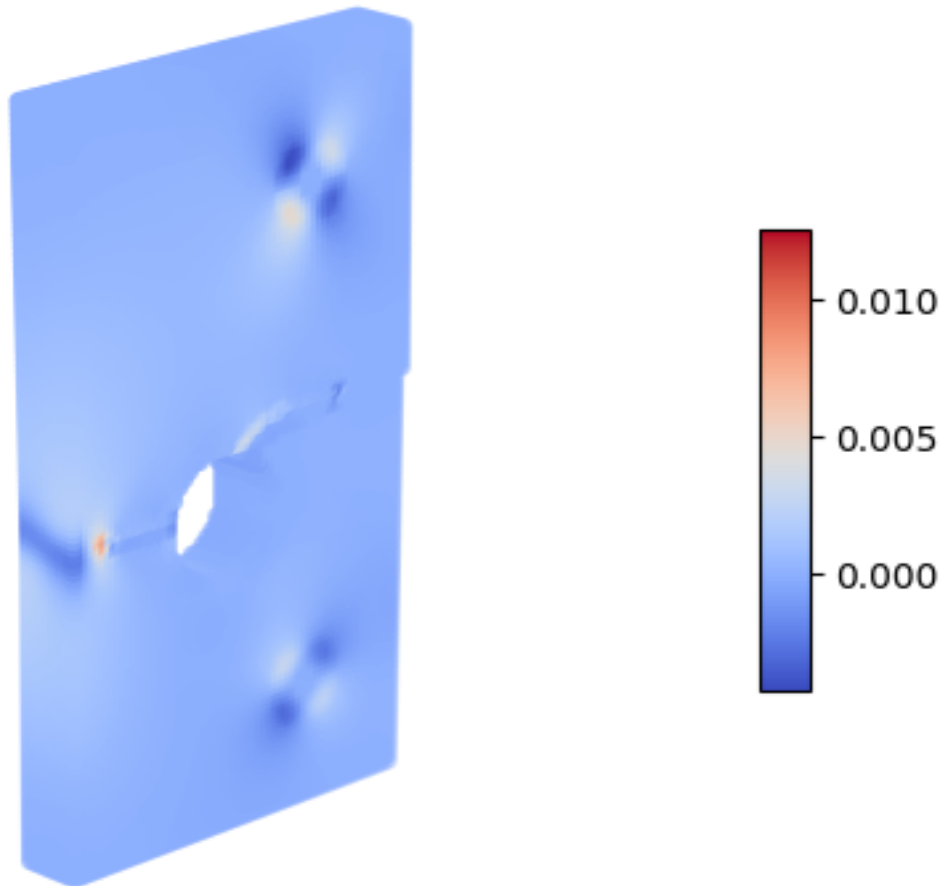
Run Name: run0

Solution Output: out_0_180

Field: e-z

min-e-z: -0.00426345

max-e-z: 0.0125882



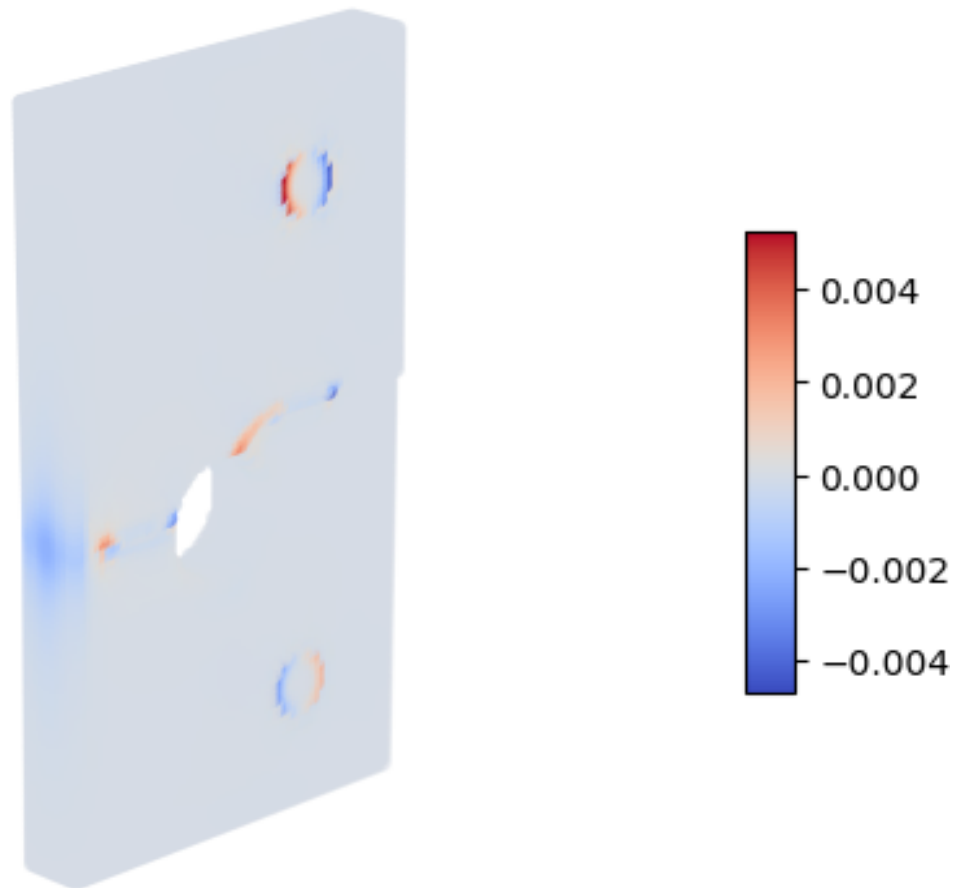
Run Name: run0

Solution Output: out_0_180

Field: e-xy

min-e-xy: -0.00467213

max-e-xy: 0.0052568



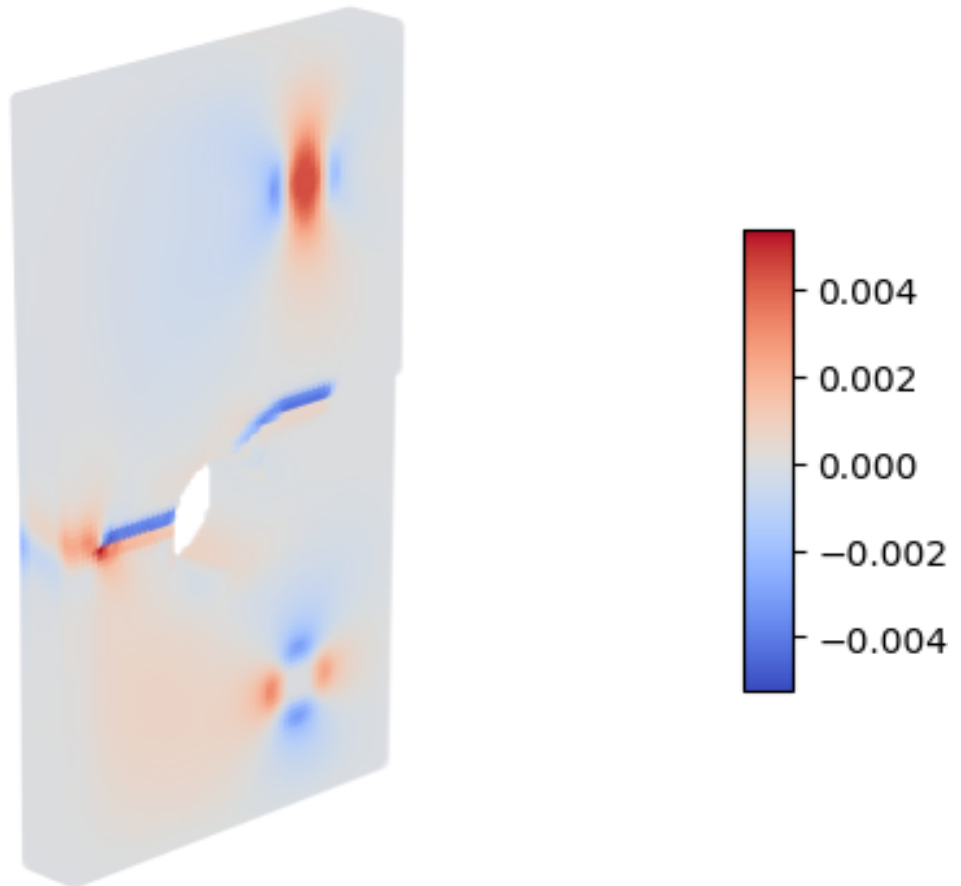
Run Name: run0

Solution Output: out_0_180

Field: e-yz

min-e-yz: -0.00521786

max-e-yz: 0.00539891



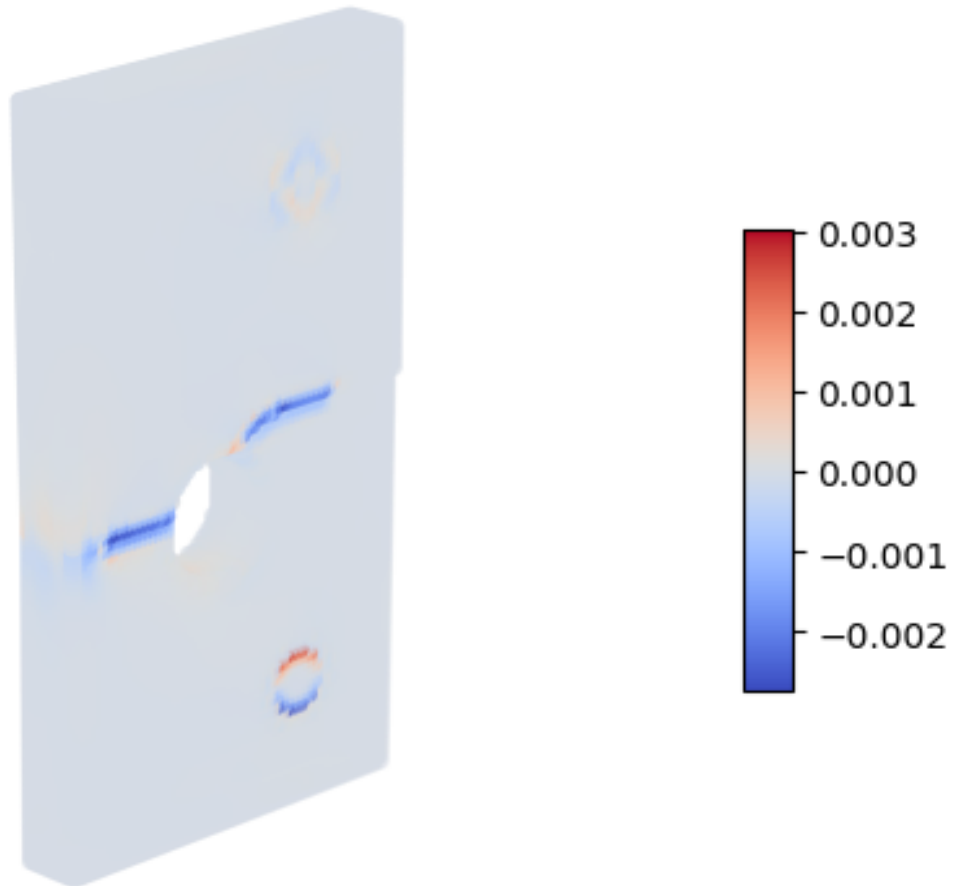
Run Name: run0

Solution Output: out_0_180

Field: e-zx

min-e-zx: -0.00272125

max-e-zx: 0.00304146



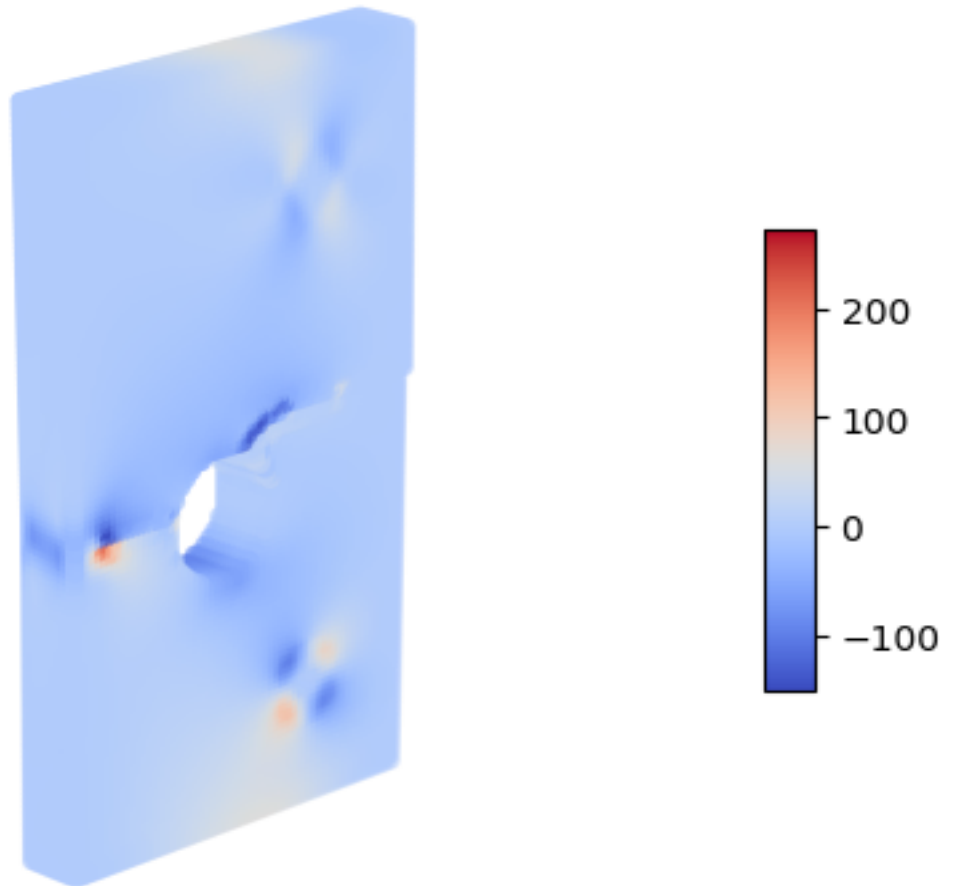
Run Name: run0

Solution Output: out_0_180

Field: s-x

min-s-x: -150.325

max-s-x: 273.507



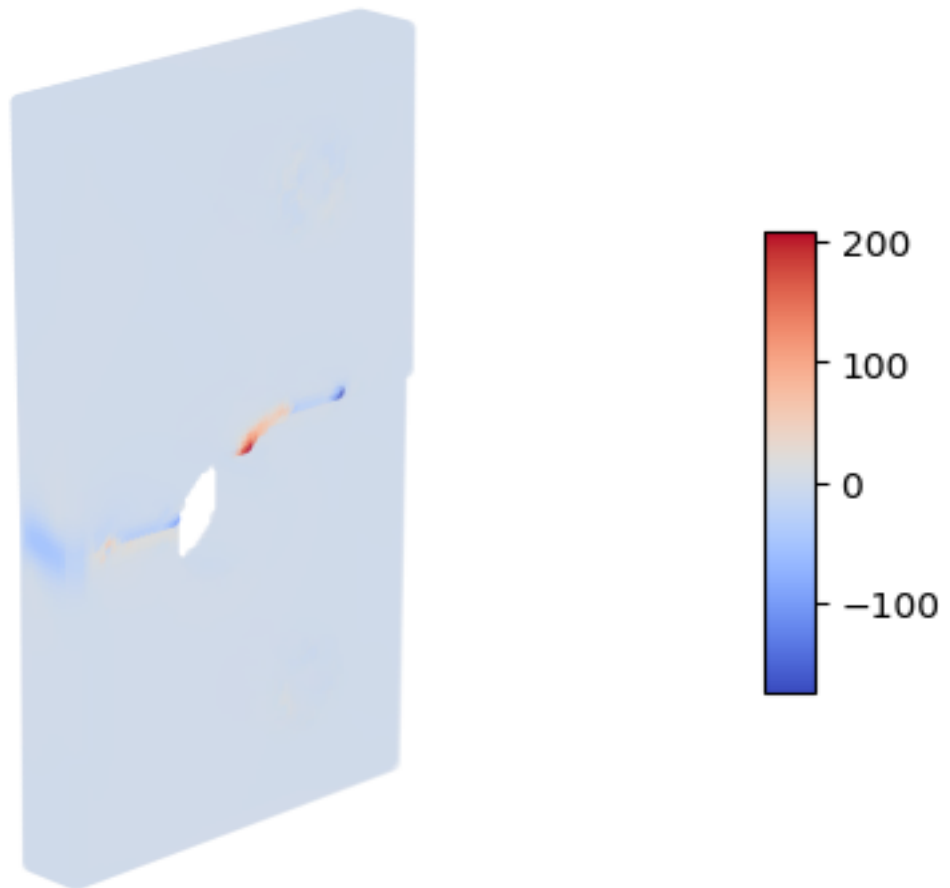
Run Name: run0

Solution Output: out_0_180

Field: s-y

min-s-y: -172.791

max-s-y: 208.799



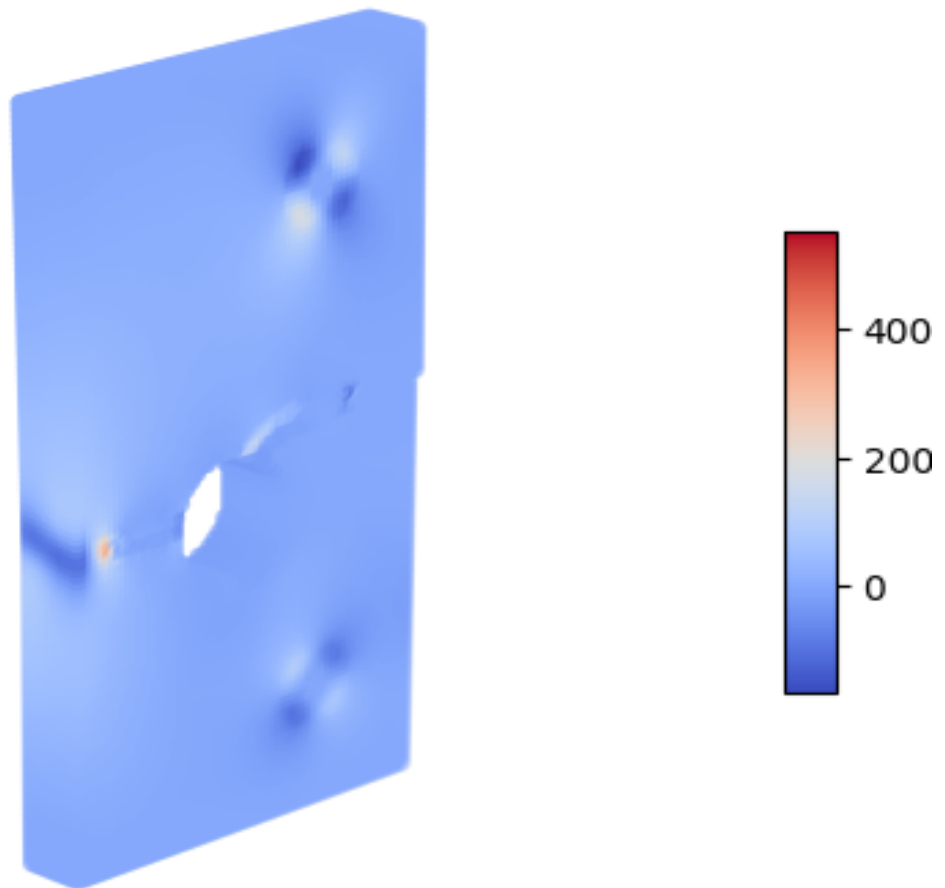
Run Name: run0

Solution Output: out_0_180

Field: s-z

min-s-z: -163.236

max-s-z: 551.219



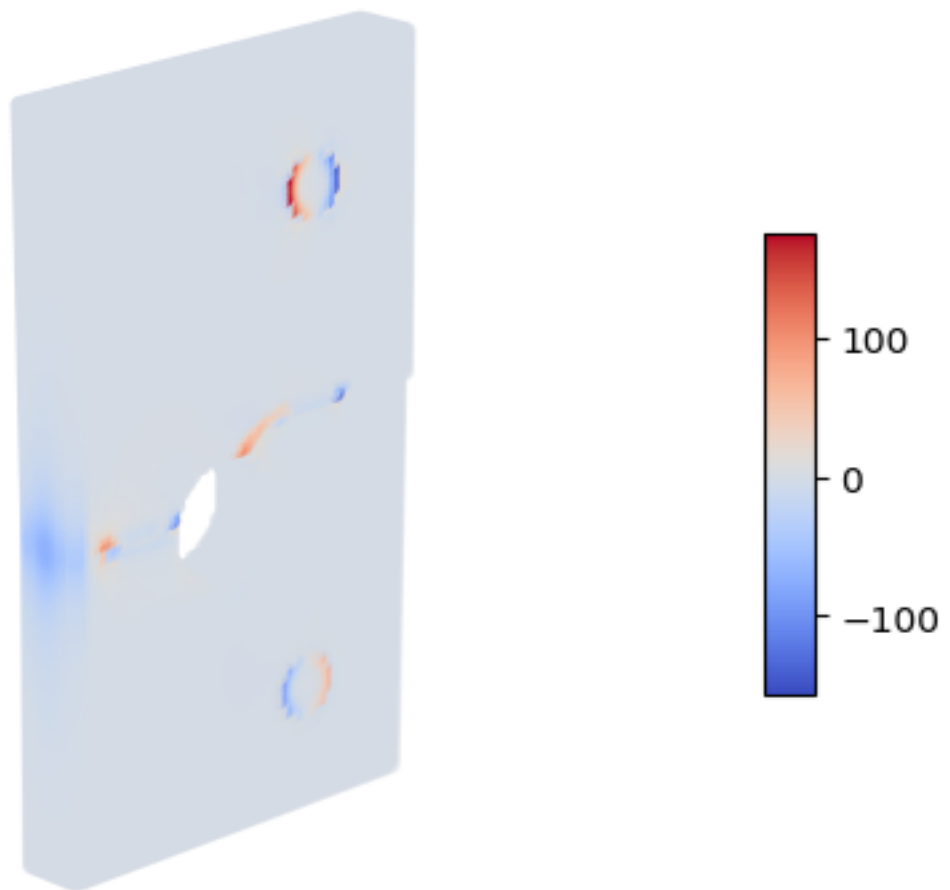
Run Name: run0

Solution Output: out_0_180

Field: s-xy

min-s-xy: -155.738

max-s-xy: 175.227



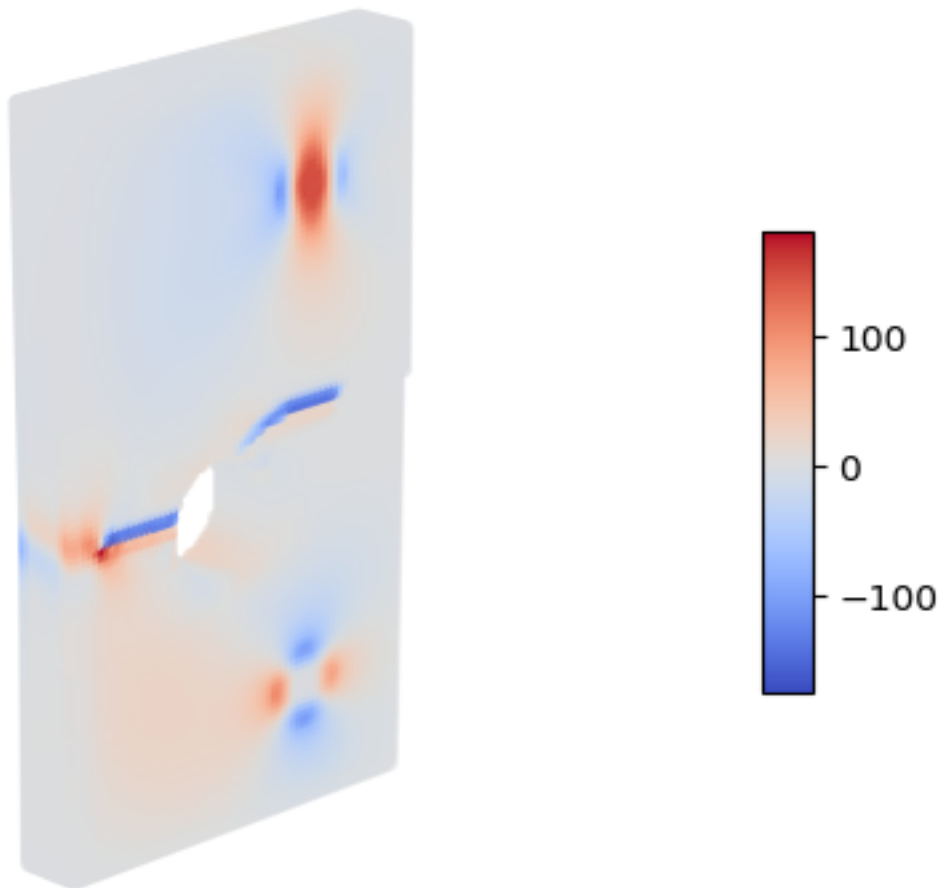
Run Name: run0

Solution Output: out_0_180

Field: s-yz

min-s-yz: -173.929

max-s-yz: 179.964



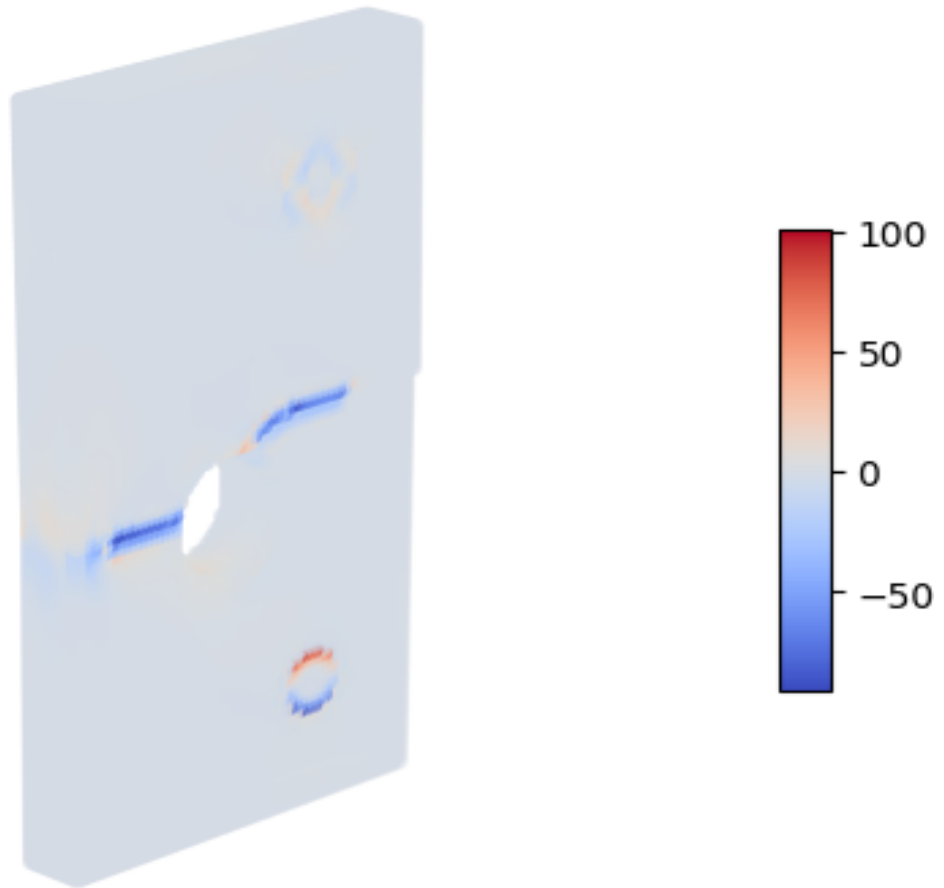
Run Name: run0

Solution Output: out_0_180

Field: s-zx

min-s-zx: -90.7085

max-s-zx: 101.382



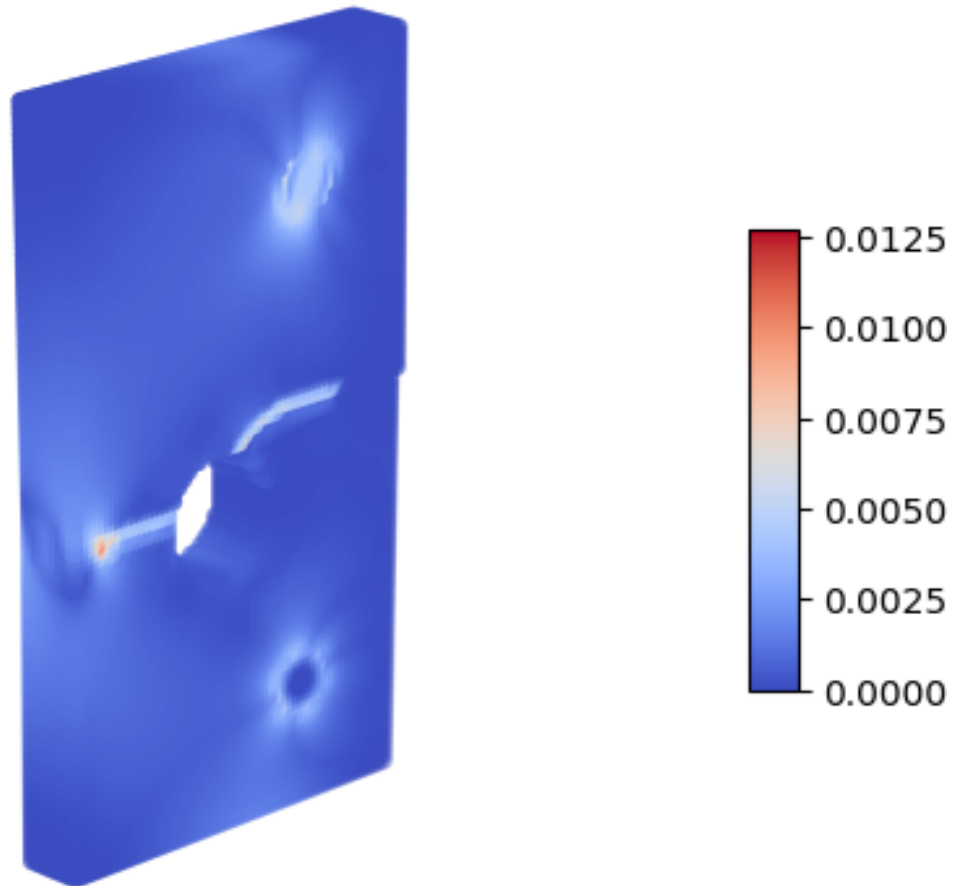
Run Name: run0

Solution Output: out_0_180

Field: e-p1

min-e-p1: -2.36219e-07

max-e-p1: 0.0127093



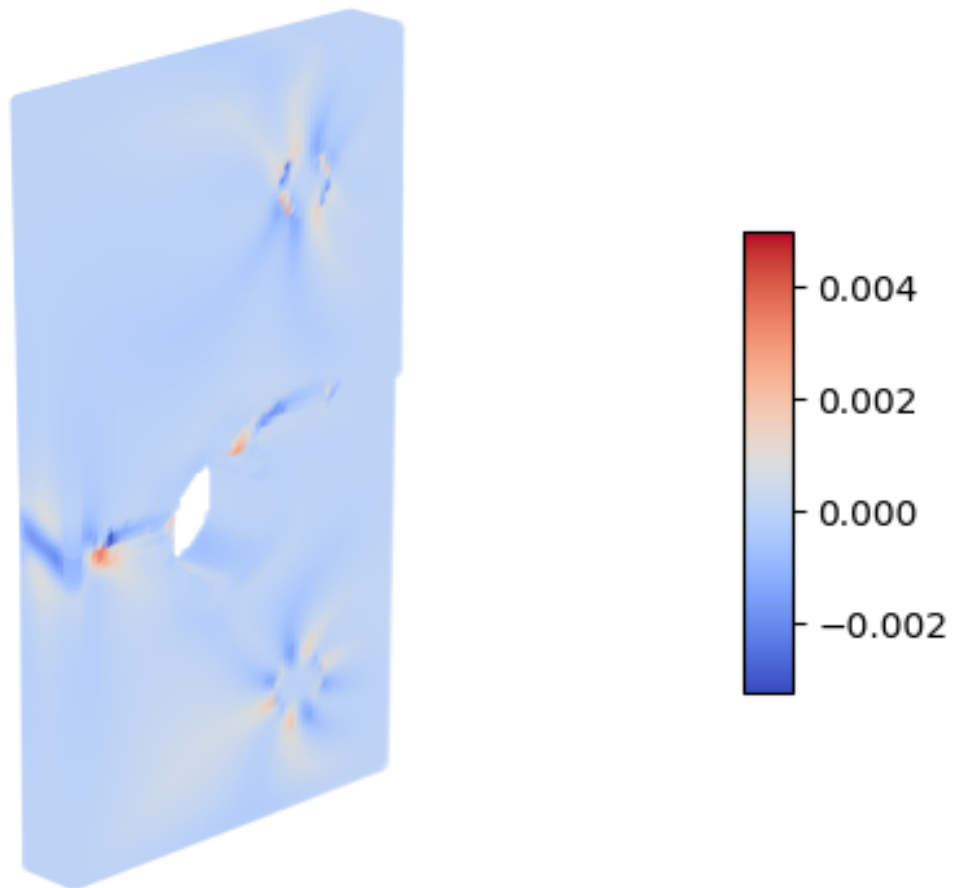
Run Name: run0

Solution Output: out_0_180

Field: e-p2

min-e-p2: -0.00325339

max-e-p2: 0.00499733



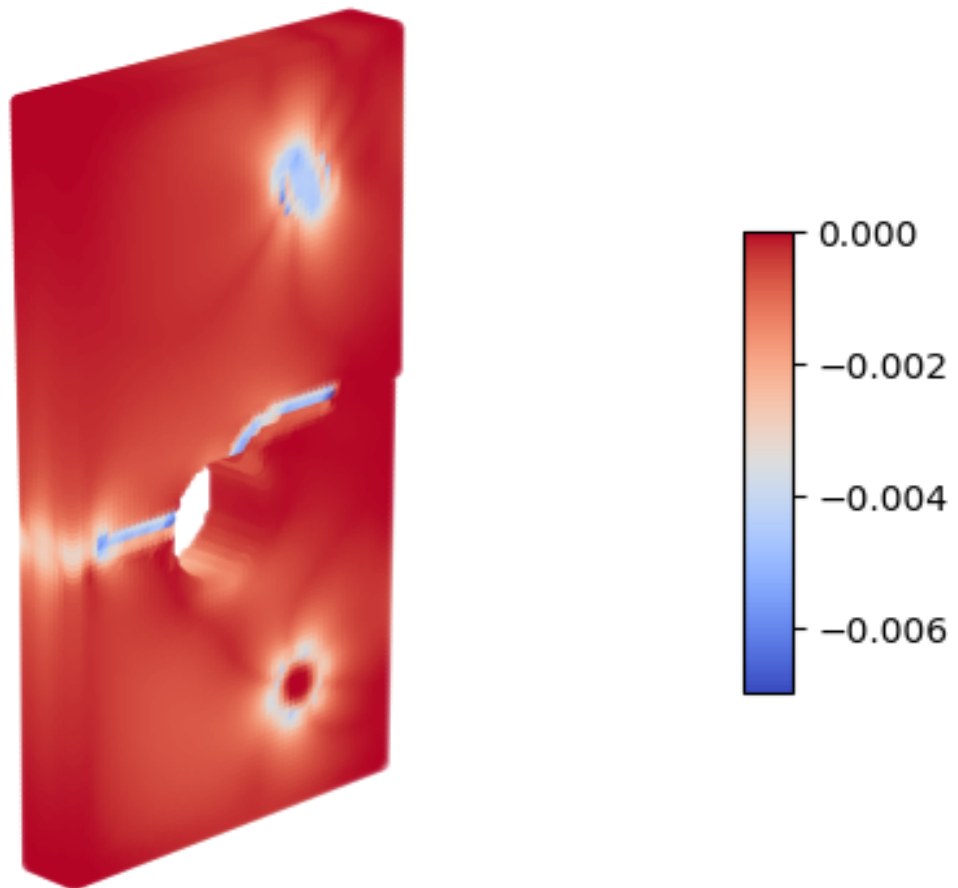
Run Name: run0

Solution Output: out_0_180

Field: e-p3

min-e-p3: -0.00697121

max-e-p3: 6.26308e-06



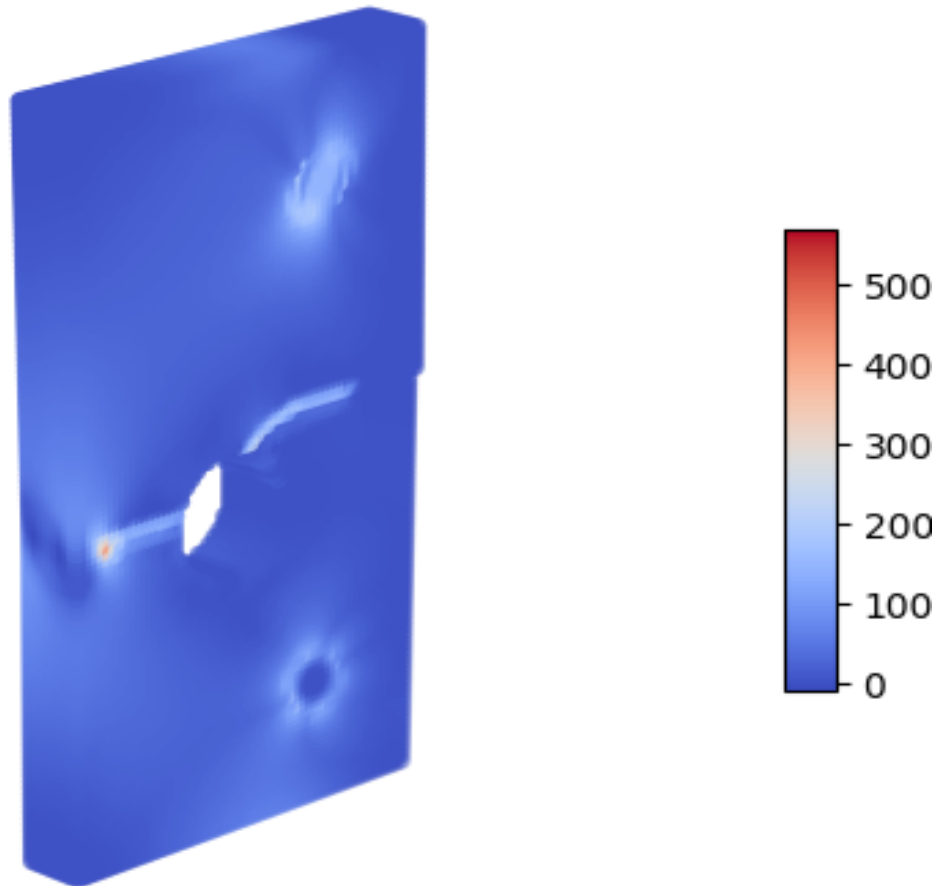
Run Name: run0

Solution Output: out_0_180

Field: s-p1

min-s-p1: -7.95926

max-s-p1: 568.331



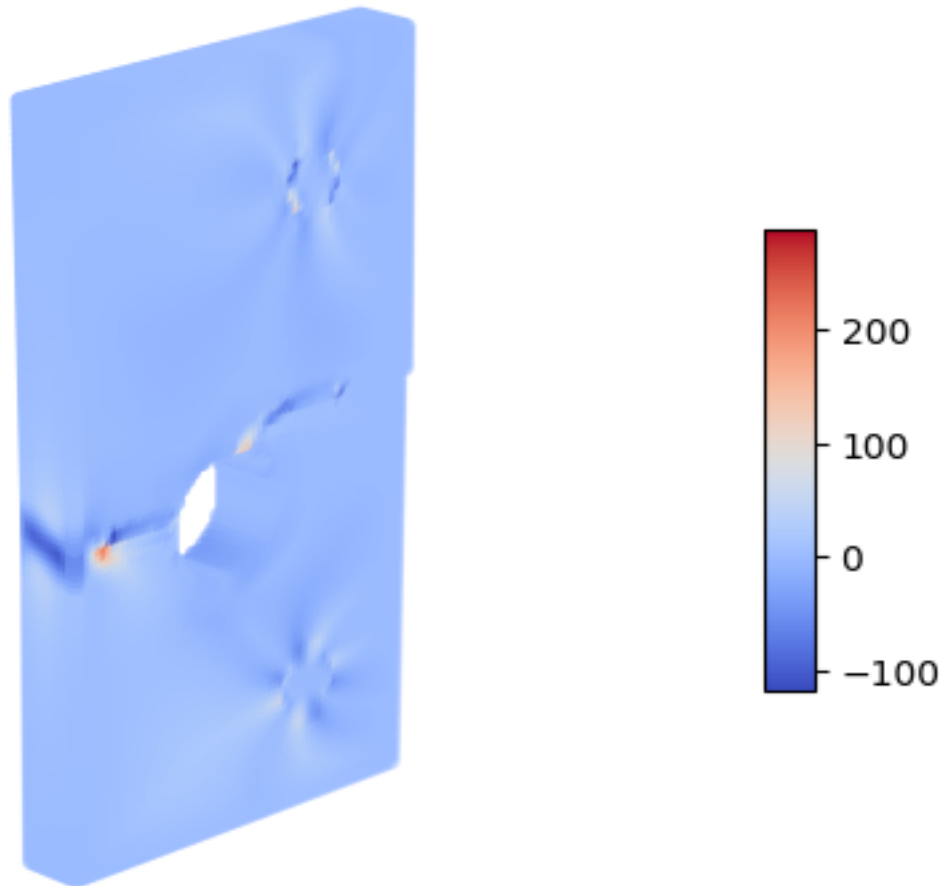
Run Name: run0

Solution Output: out_0_180

Field: s-p2

min-s-p2: -117.114

max-s-p2: 288.165



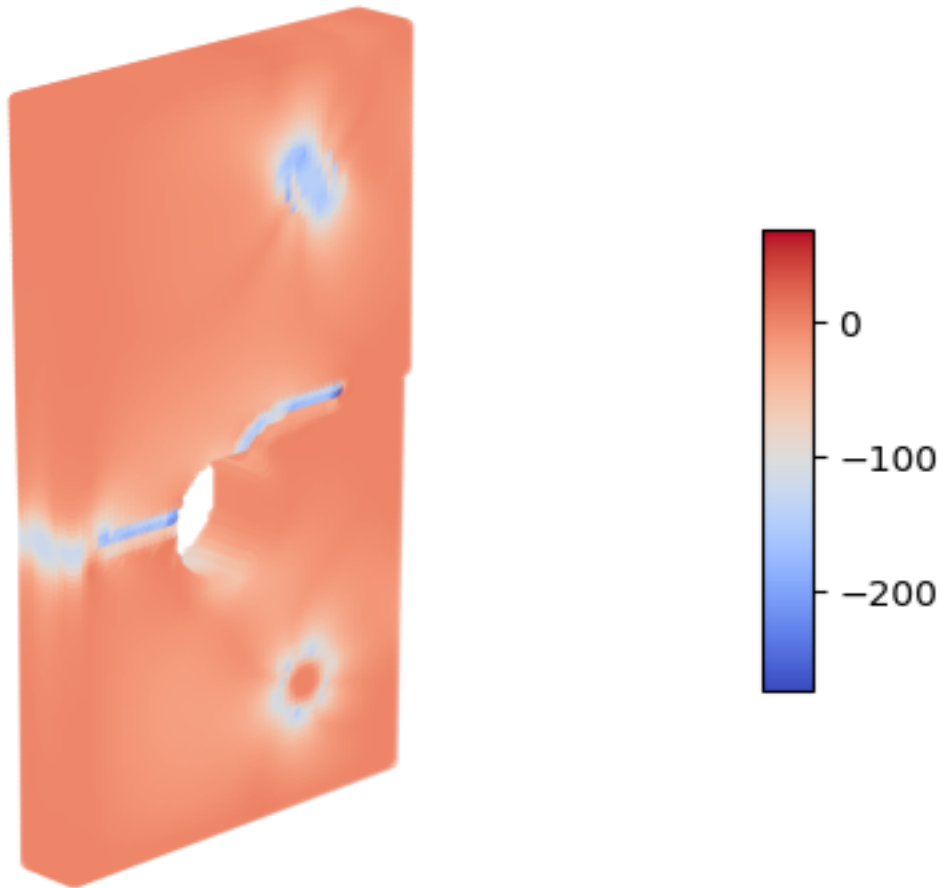
Run Name: run0

Solution Output: out_0_180

Field: s-p3

min-s-p3: -273.856

max-s-p3: 68.5041



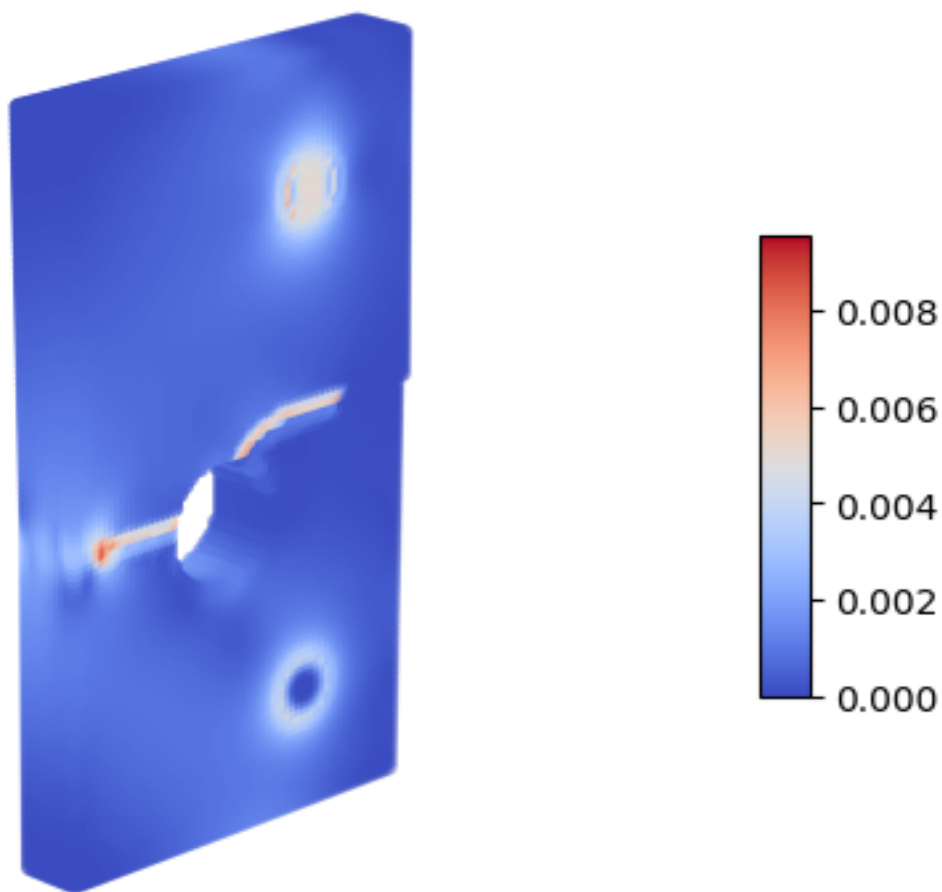
Run Name: run0

Solution Output: out_0_180

Field: e-eq

min-e-eq: 0.0

max-e-eq: 0.009579



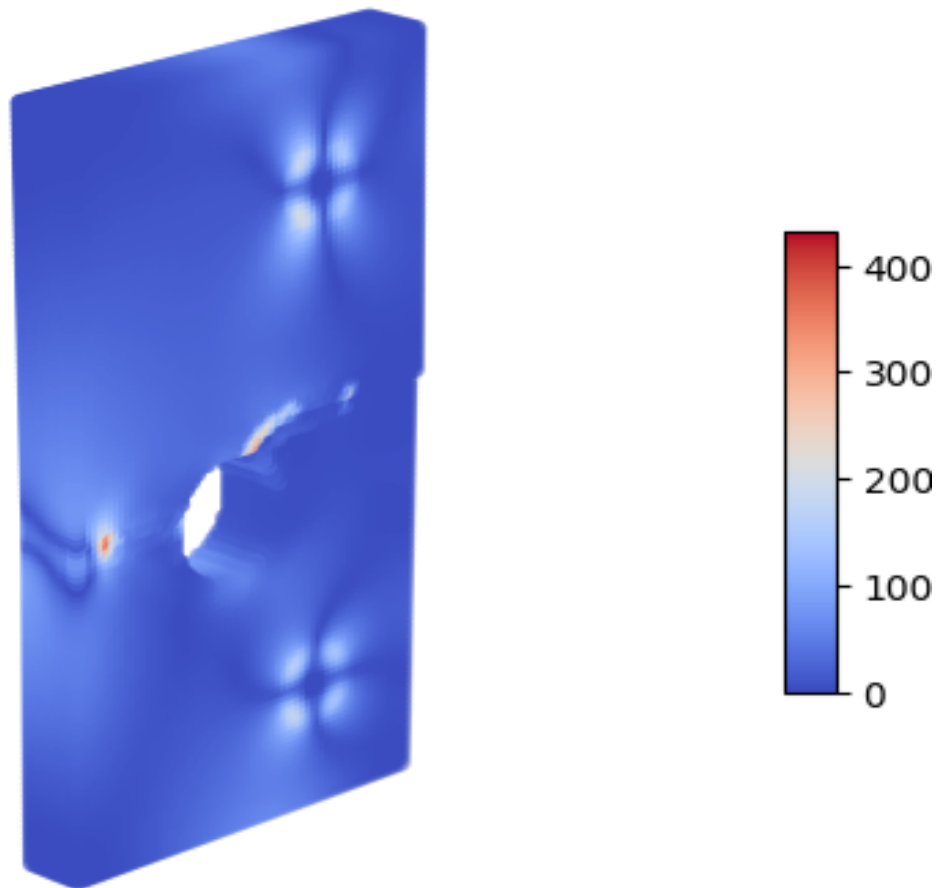
Run Name: run0

Solution Output: out_0_180

Field: s-eq

min-s-eq: 0.0

max-s-eq: 432.416



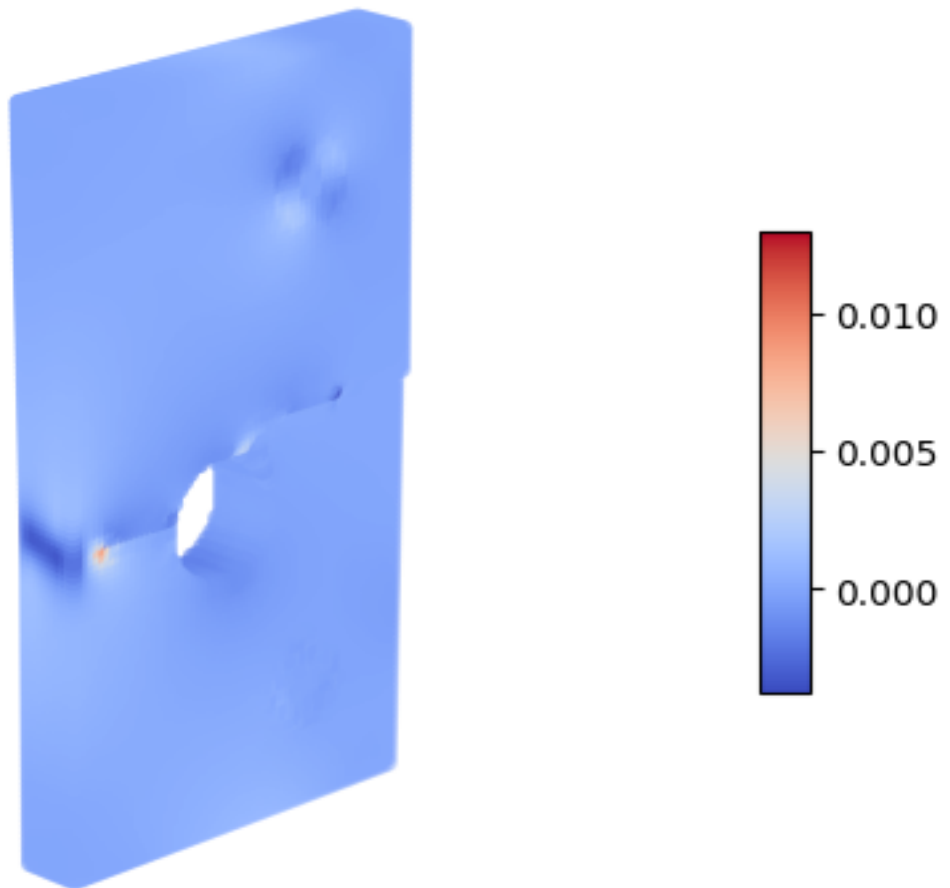
Run Name: run0

Solution Output: out_0_180

Field: e-vol

min-e-vol: -0.00373998

max-e-vol: 0.0130442



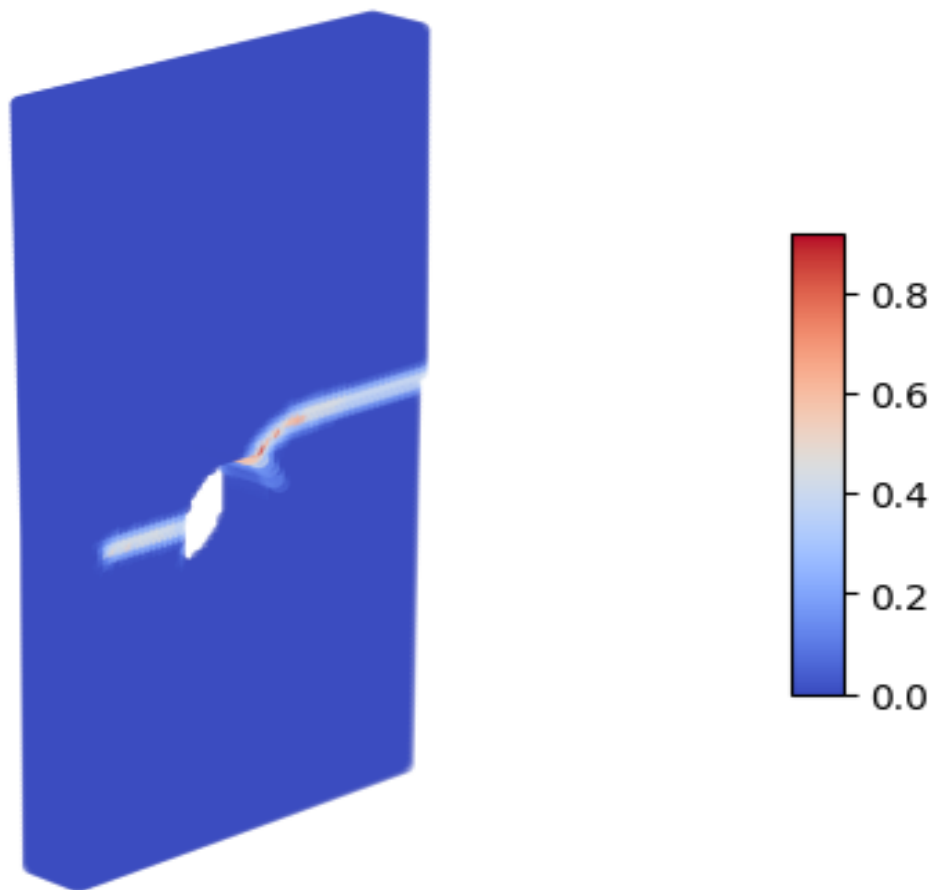
Run Name: run0

Solution Output: out_0_180

Field: damage-ini

min-damage-ini: 0.0

max-damage-ini: 0.921569



Run Name: run0

Solution Output: out_0_180

Field: damage

min-damage: 0.0

max-damage: 0.921569

