



## **Simulation Summary Report**

Project Title: Notched Brazilian Disc

Description: 2D, Isotropic, Fracture Analysis, Quasi-Static

Created By: pmasscasestudies

Project Created: 06/26/2023-10:59

Report Created: 10/31/2023-10:26

Analysis Type: Fracture Analysis

Solver: quasi-static

Dimension: 2

```
{"dateTime": {"month": "06", "hour": "10", "year": "2023", "day": "26", "minute": "59"}, "time_increment": 1e-08, "quasi_static": {"max_iteration": 1000, "tolerance": 1e-07, "precondition": 1e-10}, "feModels": [], "analysis": {"quasi_static": {"max_iteration": 1000, "tolerance": 1e-07, "precondition": 1e-10}, "load_segments": [{"name": "ls1", "type": "quasi-static", "num_save": 100, "ratio_segment": 1, "num_segment": 1}], "iteration_damage": "true", "max_bond_breakage": 20, "thickness": 1, "zero_energy": {"type": "bond-associated", "bond_associated_family": 1.5}, "name": "analysis1", "type": "Fracture Analysis", "dimension": 2, "inclusion_damage": "true", "solver": "quasi-static", "time_increment": 1e-08}, "materials": [{"density": 1e-05, "elastic_properties": {"E": 20000, "G": 8333.33, "nu": 0.2}, "name": "mat1", "failure_parameters": {"Scr": 0, "Xc": 0, "type": "Critical-Stretch", "Eccr": 0, "ft": 0, "S23": 0, "Stcr": 0, "w0": 0, "Xt": 0, "s0": 0.01, "Etr": 0, "ef": 0, "c": 0, "Yc": 0, "D1": 0, "D2": 0, "D3": 0, "D4": 0, "phi": 0, "D5": 0, "Ecr": 0, "S12": 0, "Sccr": 0, "Yt": 0, "fc": 0}, "behavior": "elastic", "type": "isotropic", "dimension": 2}], "plotSetting": {"markerSize": "5", "markerOpacity": "1", "cameraEye": {"x": "1", "y": "1", "z": "1"}, "edgeColor": "middlegray", "edgeWidth": "0", "markerColor": "mutedblue", "colorscale": "RdBu", "materialColor": "blue", "lineColor": "black", "damageColor": "red", "aspectRatio": {"x": "1", "y": "1", "z": "1"}, "lineWidth": "1"}, "iteration_damage": "false", "project_name": "Notched Brazilian Disc", "max_bond_breakage": 6, "owner": "pmasscasestudies", "models": [{"output_zones": [], "random_solids": [], "solids": [{"name": "part1", "geometry": {"name": "geo1", "r": 75, "type": "circle", "center": [0, 0]}, "material": {"name": "mat1", "roll": 0, "pitch": 0, "type": "constant", "yaw": 0}, "dimension": 2, "grid": {"grid_type": "circular", "yc": 0, "horizon_type": "circle", "hr": 1.6, "xc": 0, "dr": 0.5}], "failure_zones": [{"name": "nf1", "dimension": 2, "geometry": {"name": "geo1", "r": 6, "type": "circle", "center": [0, -76.5]}}, {"name": "nf2", "dimension": 2, "geometry": {"name": "geo1", "r": 6, "type": "circle", "center": [0, 76.5]}}, {"name": "model1", "boundary_zones": [{"name": "bc1", "geometry": {"name": "geo1", "r": 3, "type": "circle", "center": [0, -76.5]}, "dimension": 2, "properties": {"type": "displacement", "value": 0, "direction": "X"}}, {"name": "bc2", "geometry": {"name": "geo1", "r": 3, "type": "circle", "center": [0, -76.5]}, "dimension": 2, "properties": {"type": "displacement", "value": 1, "direction": "Y"}}, {"name": "bc3", "geometry": {"name": "geo1", "r": 3, "type": "circle", "center": [0, 76.5]}, "dimension": 2, "properties": {"type": "displacement", "value": -1, "direction": "Y"}}, {"name": "crack1", "dimension": 2, "geometry": {"name": "geo1", "y1": 15.9, "x1": 15.91, "y2": -15.9, "x2": -15.91, "type": "line_crack"}}, {"name": "laminate_solids": [], "dimension": 2, "voids": [], "inclusions": []}, "inclusion_damage": "true", "project_id": "1fa2a565-45ad-4616-b717-6d665b72a61b", "description": "2D, Isotropic, Fracture Analysis, Quasi-Static"}
```

**Undeformed Grid**


Number of Points: 70760

min-x: -74.75

max-x: 74.75

min-y: -74.75

max-y: 74.75




**Run Name: run0**

**Solution Output: out\_0\_0\_3000**

Field: u-x

min-u-x: -0.621907

max-u-x: 1.31144



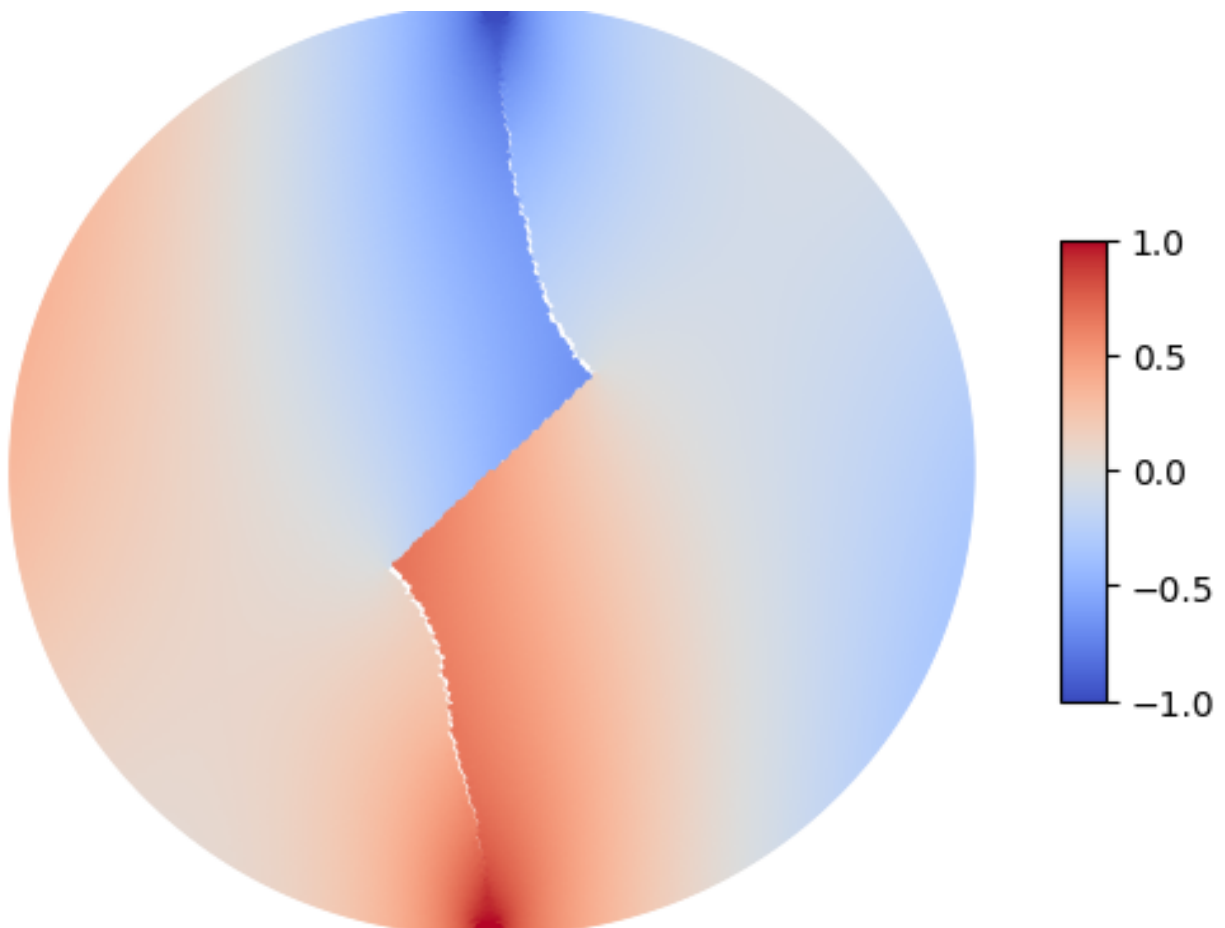
**Run Name: run0**

**Solution Output: out\_0\_0\_3000**

Field: u-y

min-u-y: -1.0

max-u-y: 1.0



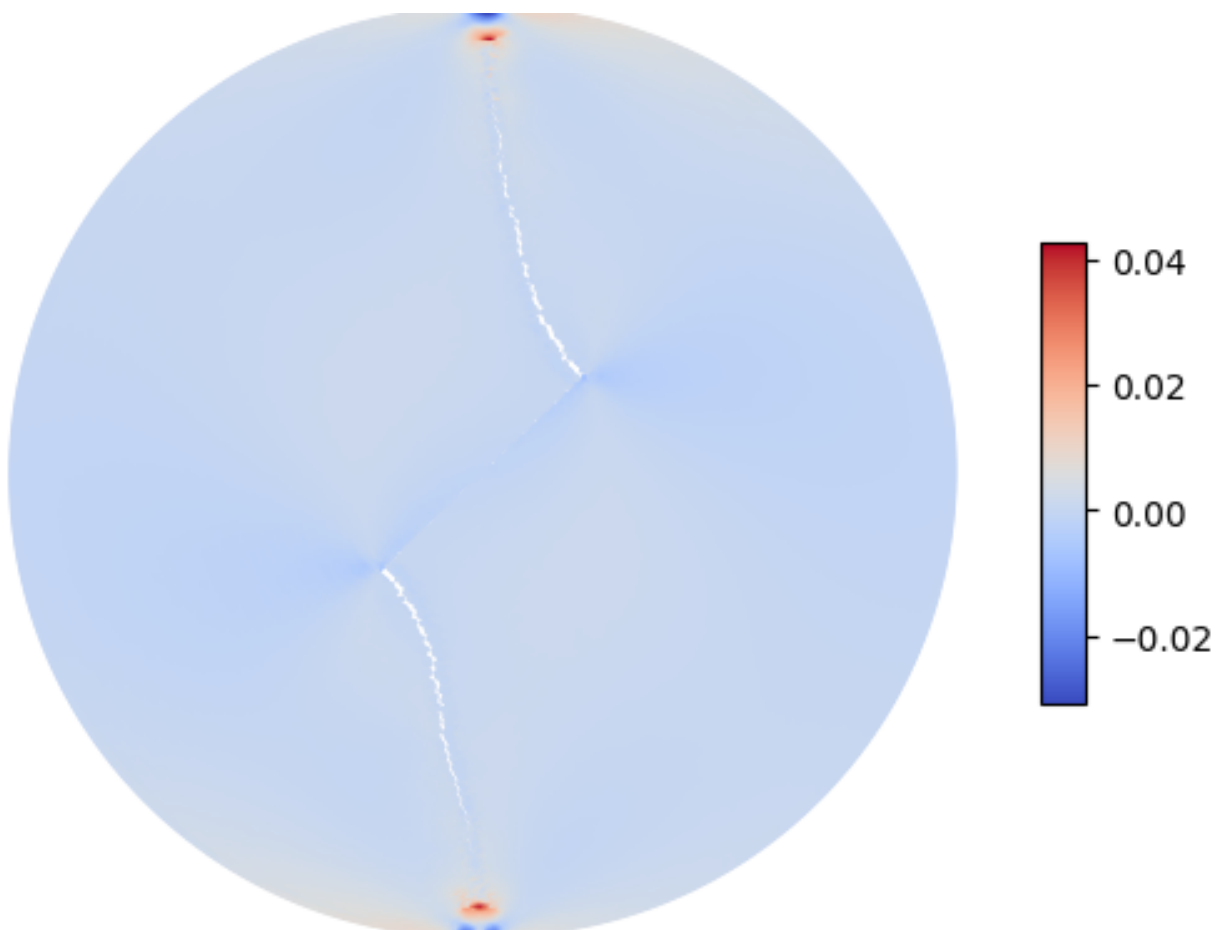
**Run Name: run0**

**Solution Output: out\_0\_0\_3000**

Field: e-x

min-e-x: -0.0307238

max-e-x: 0.0428549



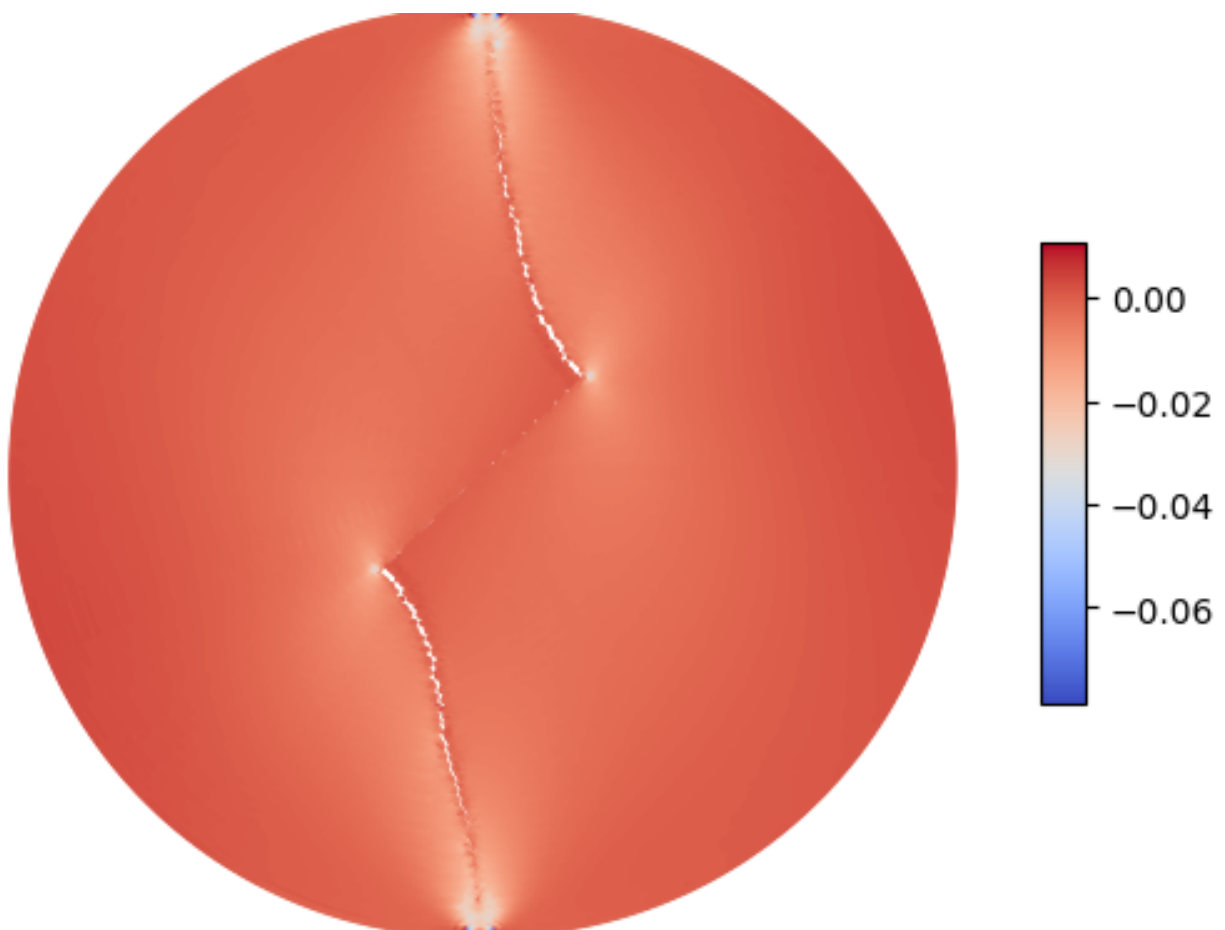
**Run Name: run0**

**Solution Output: out\_0\_0\_3000**

Field: e-y

min-e-y: -0.0784226

max-e-y: 0.0108011



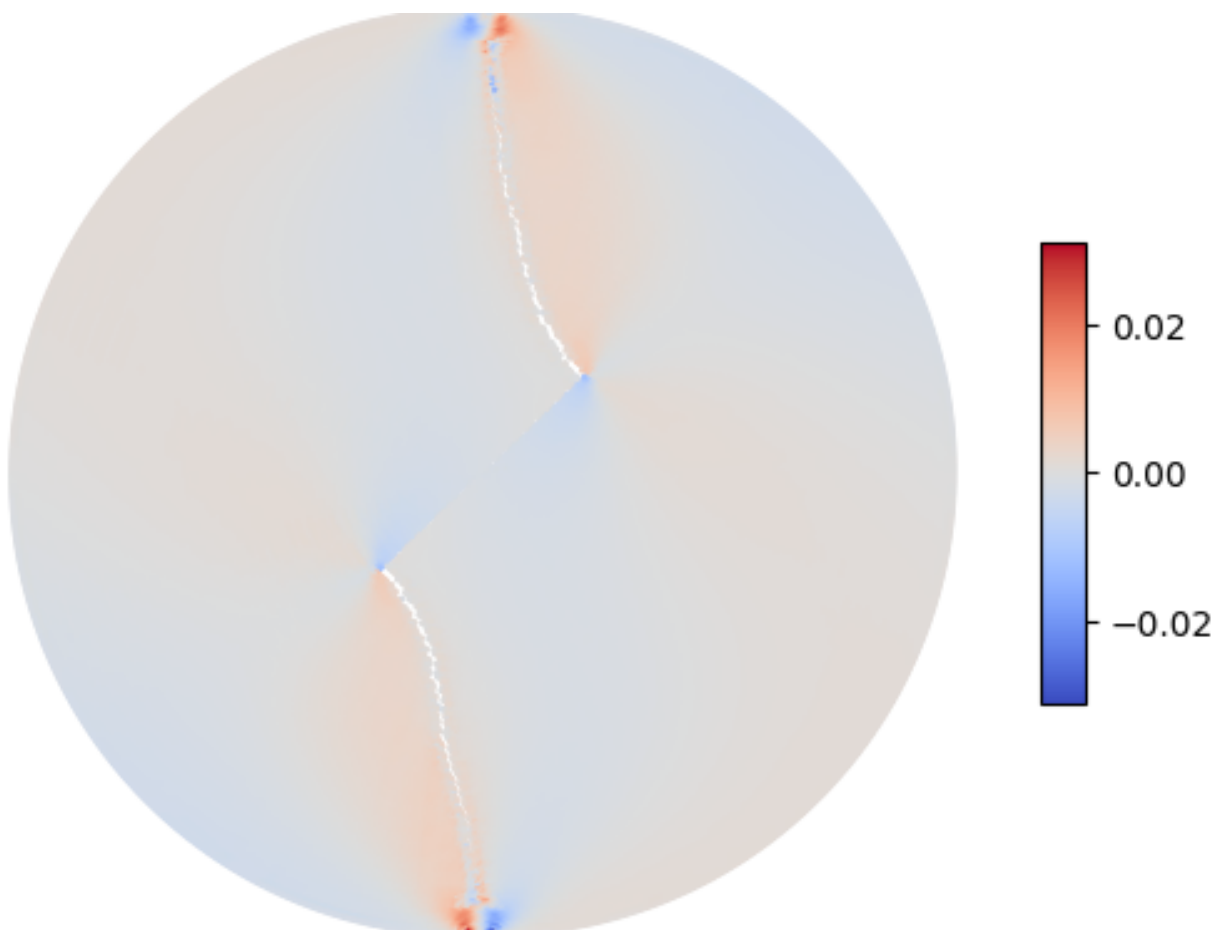
**Run Name: run0**

**Solution Output: out\_0\_0\_3000**

Field: e-xy

min-e-xy: -0.0310602

max-e-xy: 0.0310361





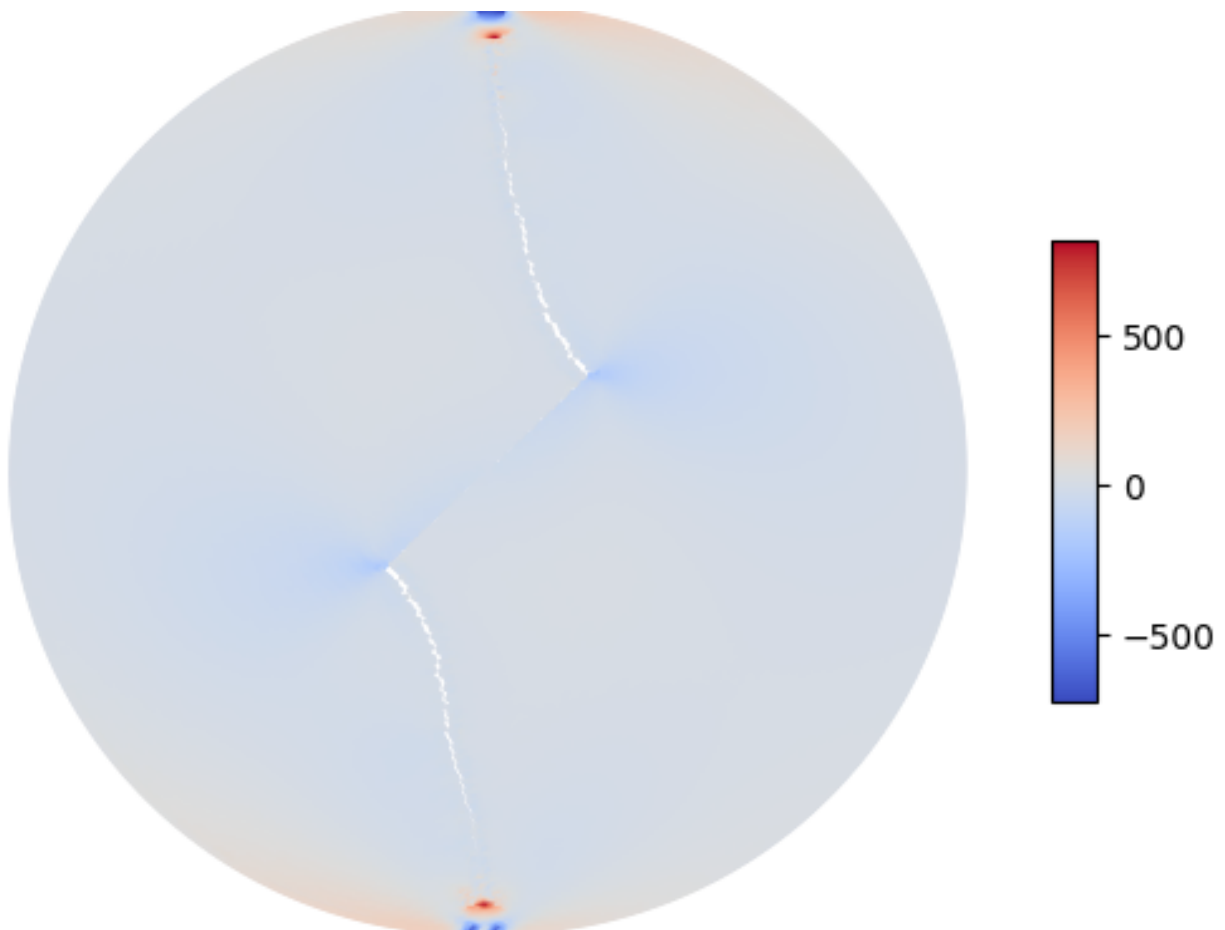
**Run Name: run0**

**Solution Output: out\_0\_0\_3000**

Field: s-x

min-s-x: -718.935

max-s-x: 813.918



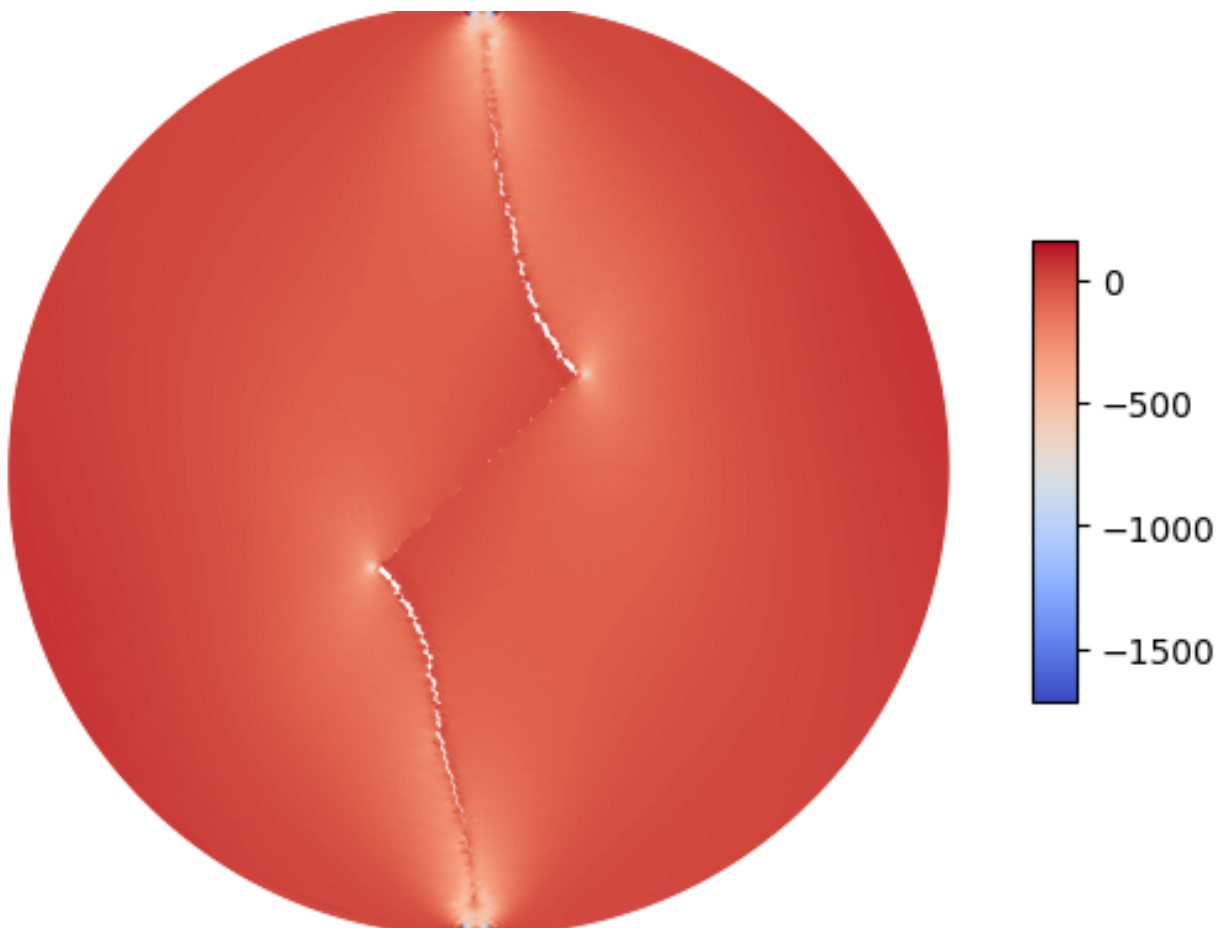
**Run Name: run0**

**Solution Output: out\_0\_0\_3000**

Field: s-y

min-s-y: -1712.24

max-s-y: 163.603



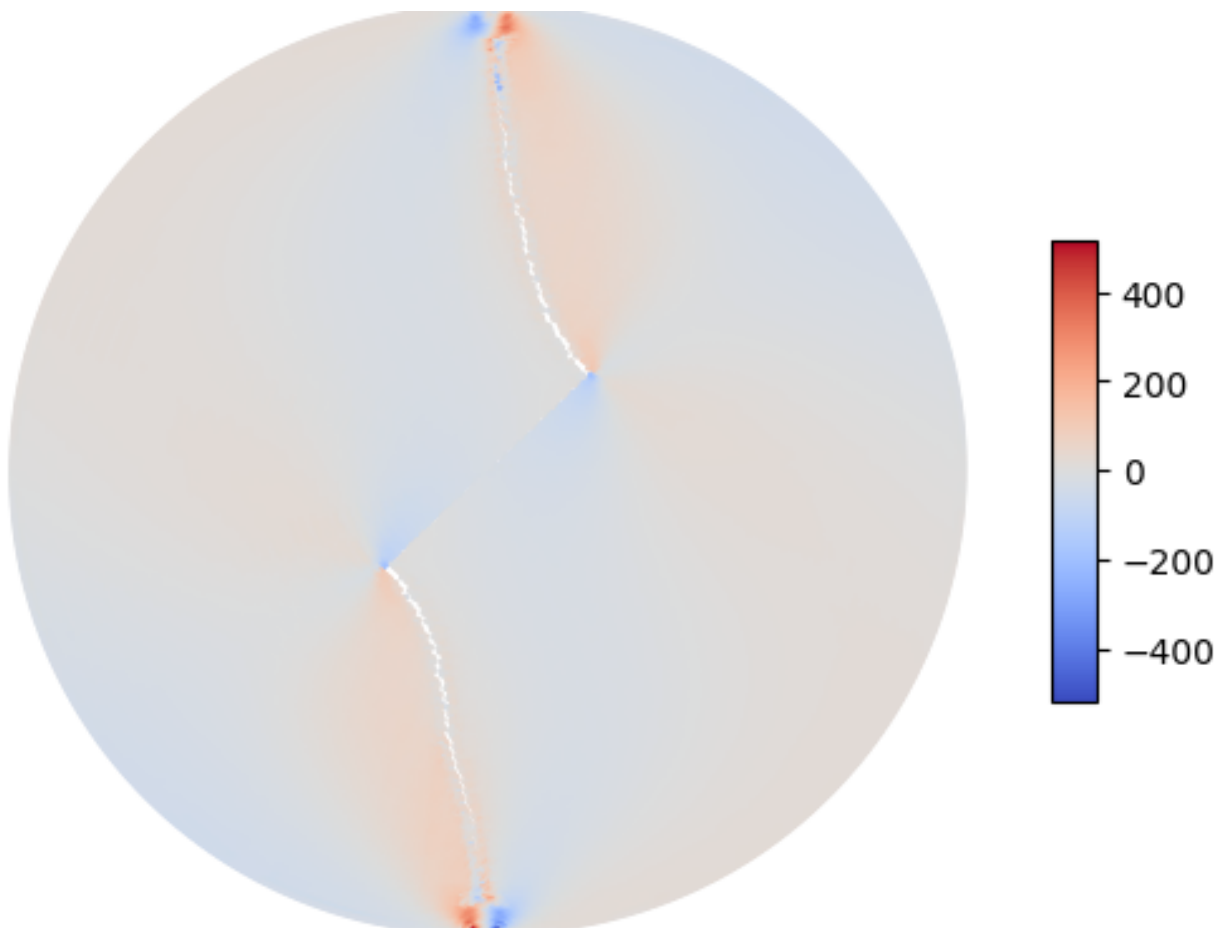
**Run Name: run0**

**Solution Output: out\_0\_0\_3000**

Field: s-xy

min-s-xy: -517.67

max-s-xy: 517.268



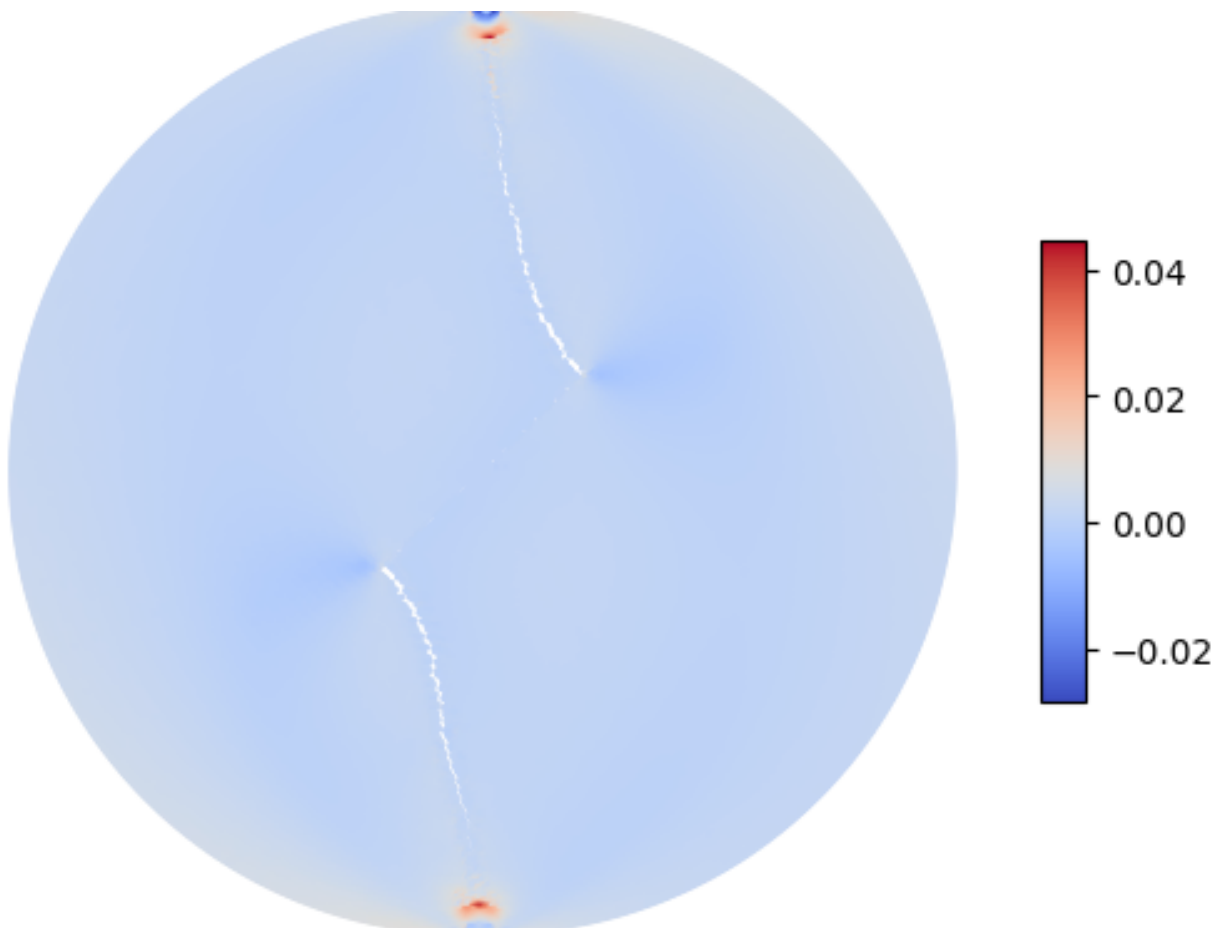
**Run Name: run0**

**Solution Output: out\_0\_0\_3000**

Field: e-p1

min-e-p1: -0.0281771

max-e-p1: 0.0447093



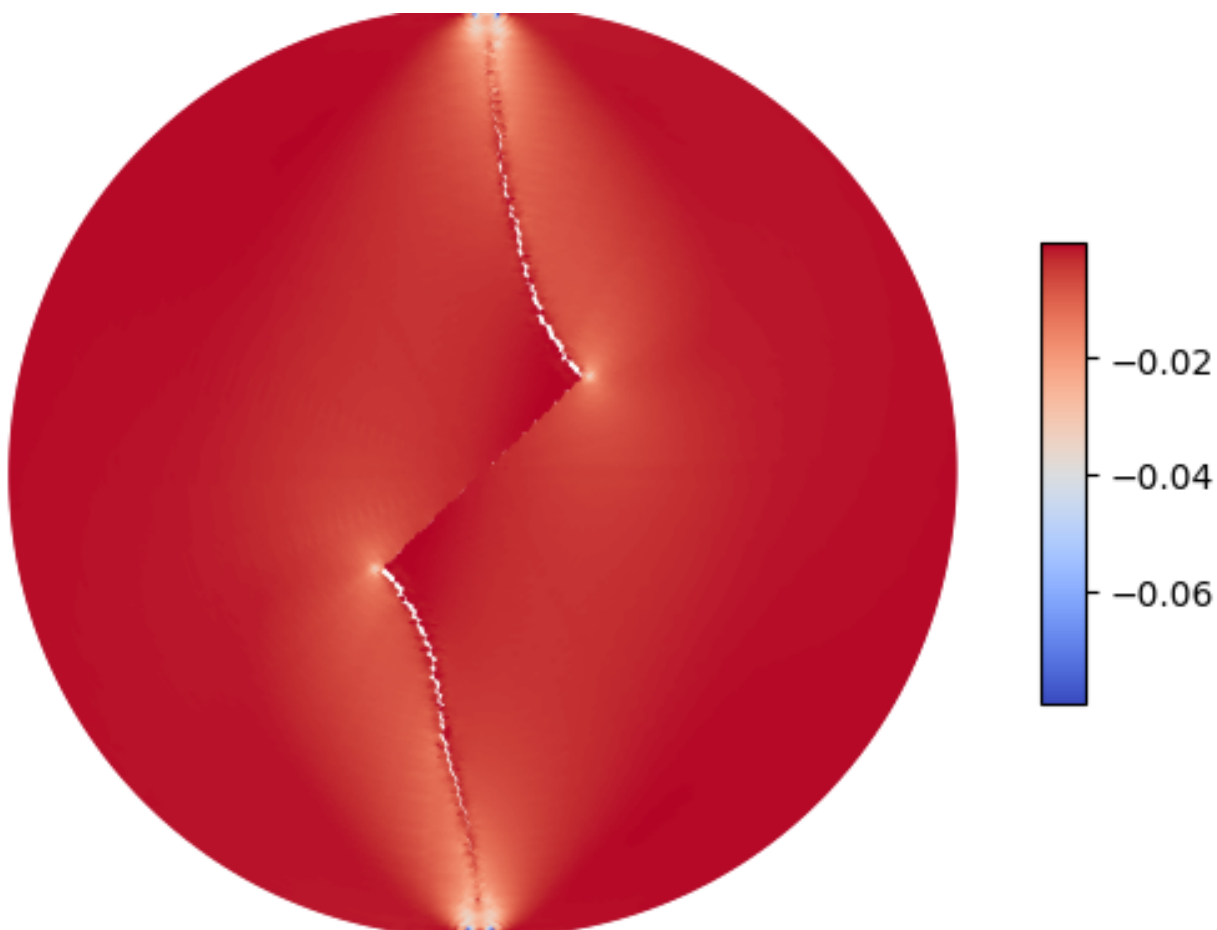
**Run Name: run0**

**Solution Output: out\_0\_0\_3000**

Field: e-p2

min-e-p2: -0.0792223

max-e-p2: -1.43689e-05



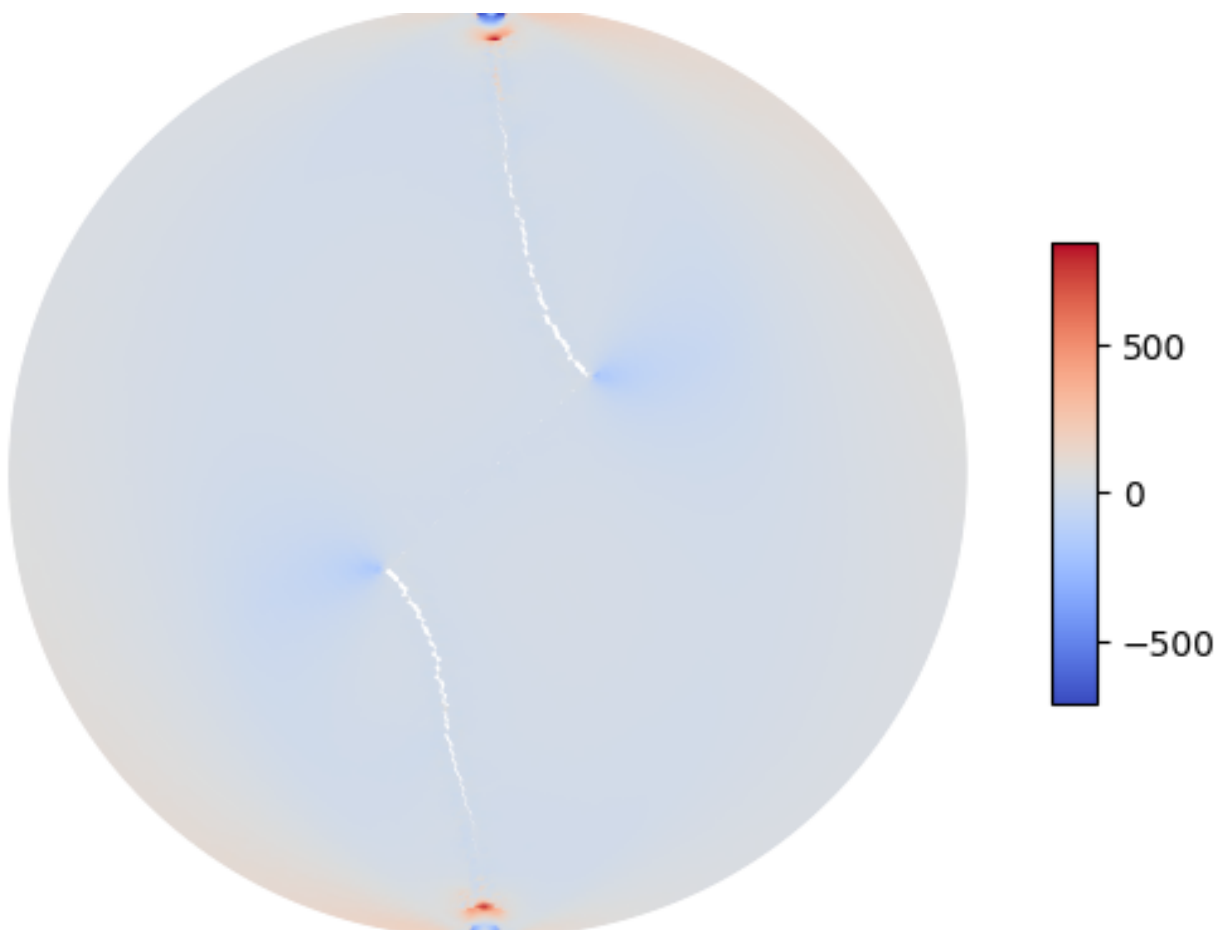
**Run Name: run0**

**Solution Output: out\_0\_0\_3000**

Field: s-p1

min-s-p1: -710.964

max-s-p1: 844.826



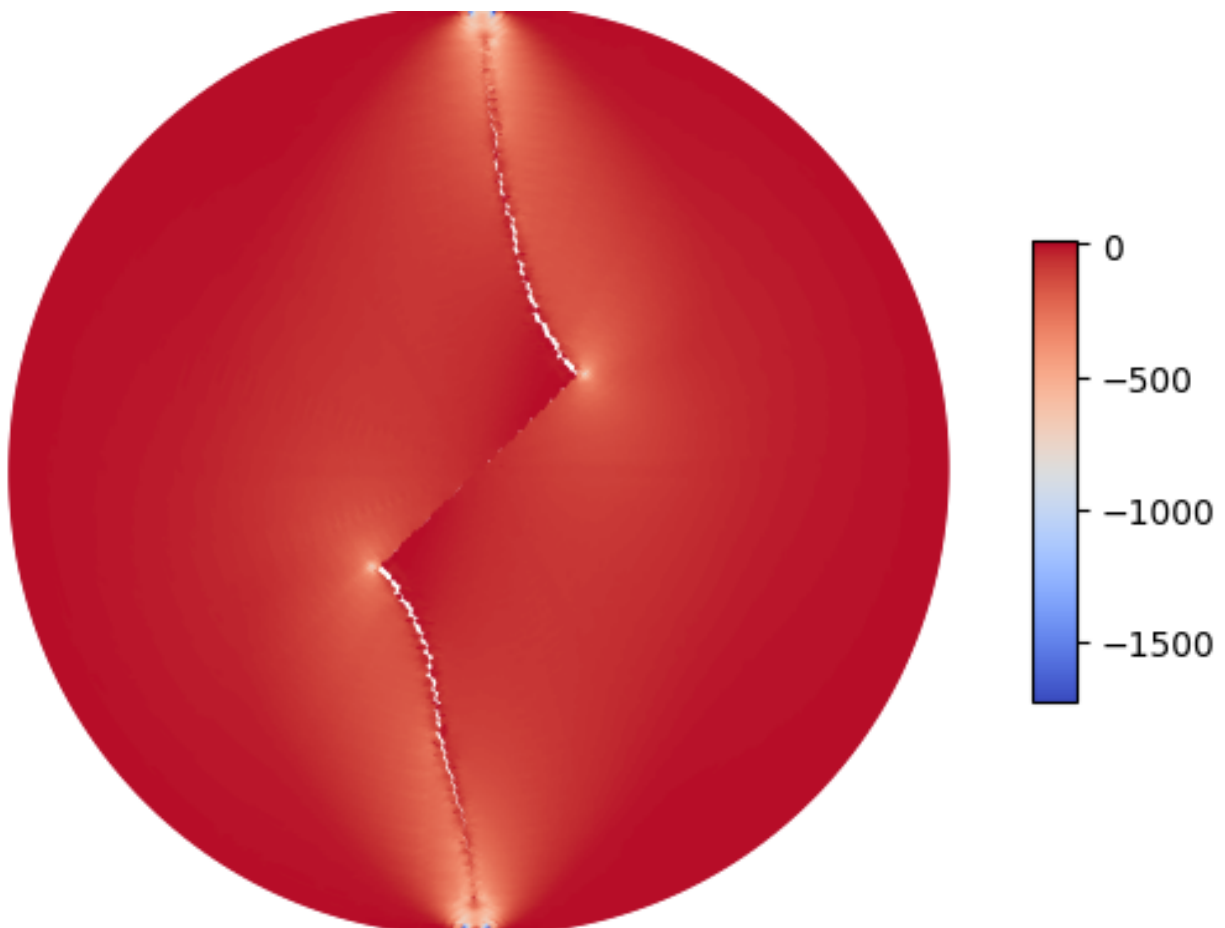
**Run Name: run0**

**Solution Output: out\_0\_0\_3000**

Field: s-p2

min-s-p2: -1723.53

max-s-p2: 15.6102



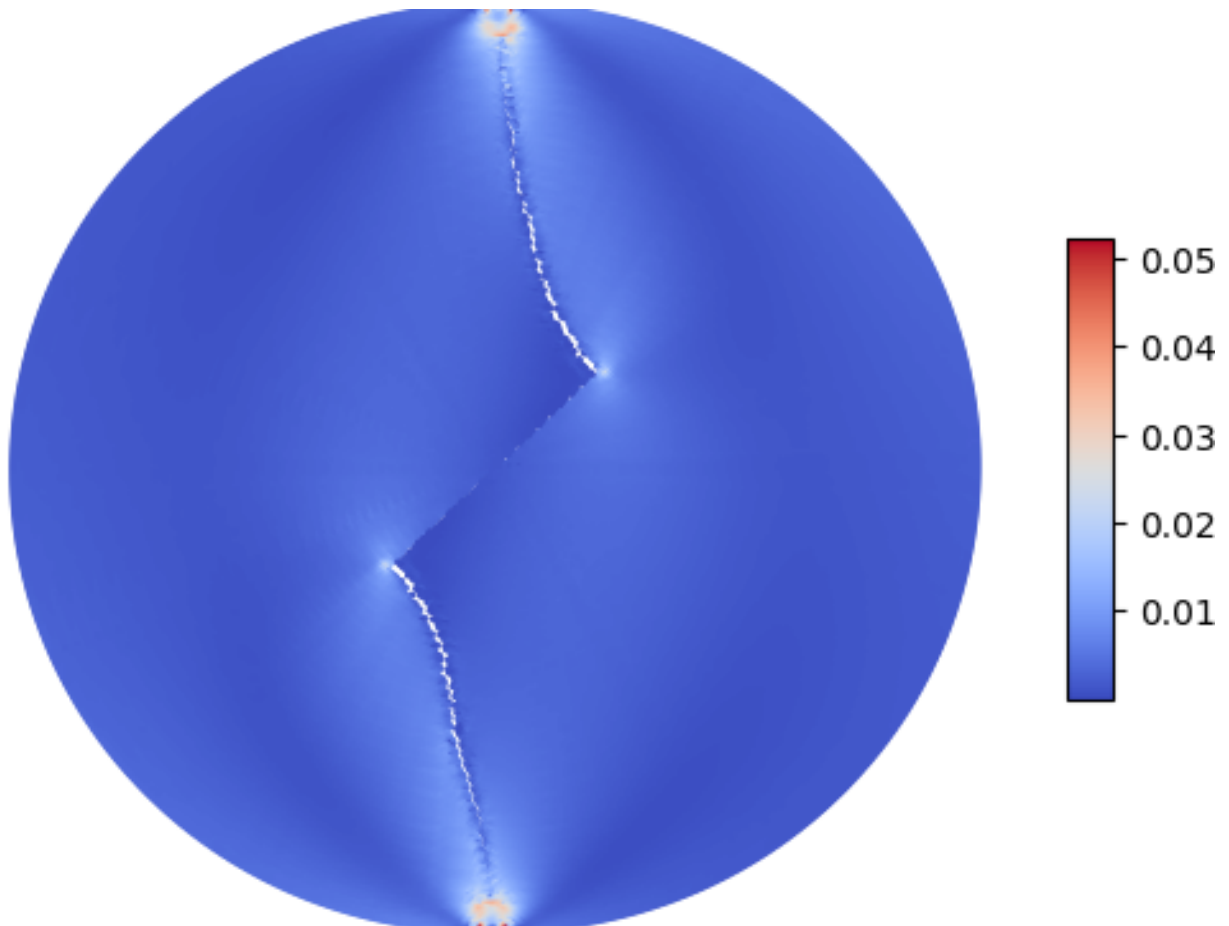
**Run Name: run0**

**Solution Output: out\_0\_0\_3000**

Field: e-eq

min-e-eq: 6.34859e-05

max-e-eq: 0.0522161





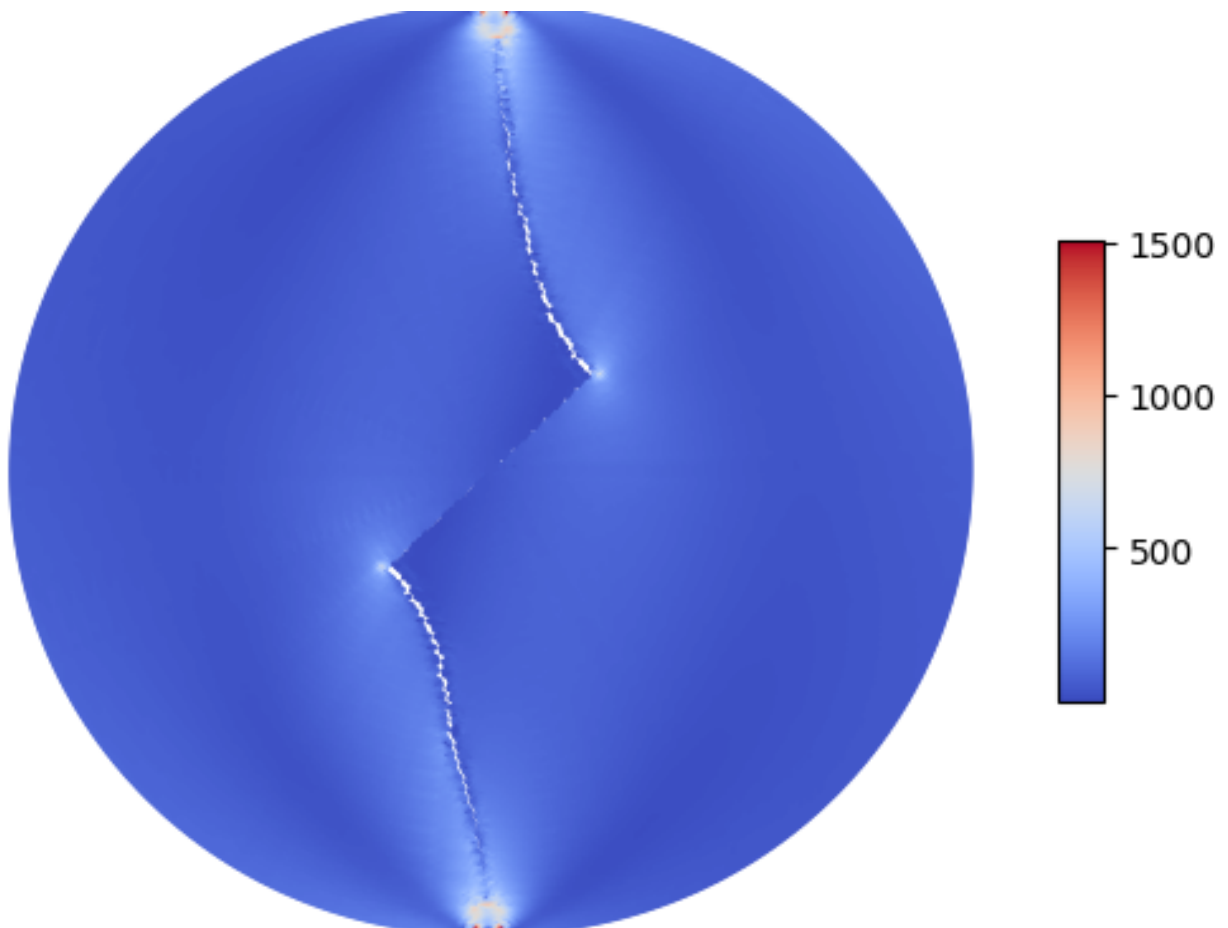
**Run Name: run0**

**Solution Output: out\_0\_0\_3000**

Field: s-eq

min-s-eq: 1.59321

max-s-eq: 1508.09



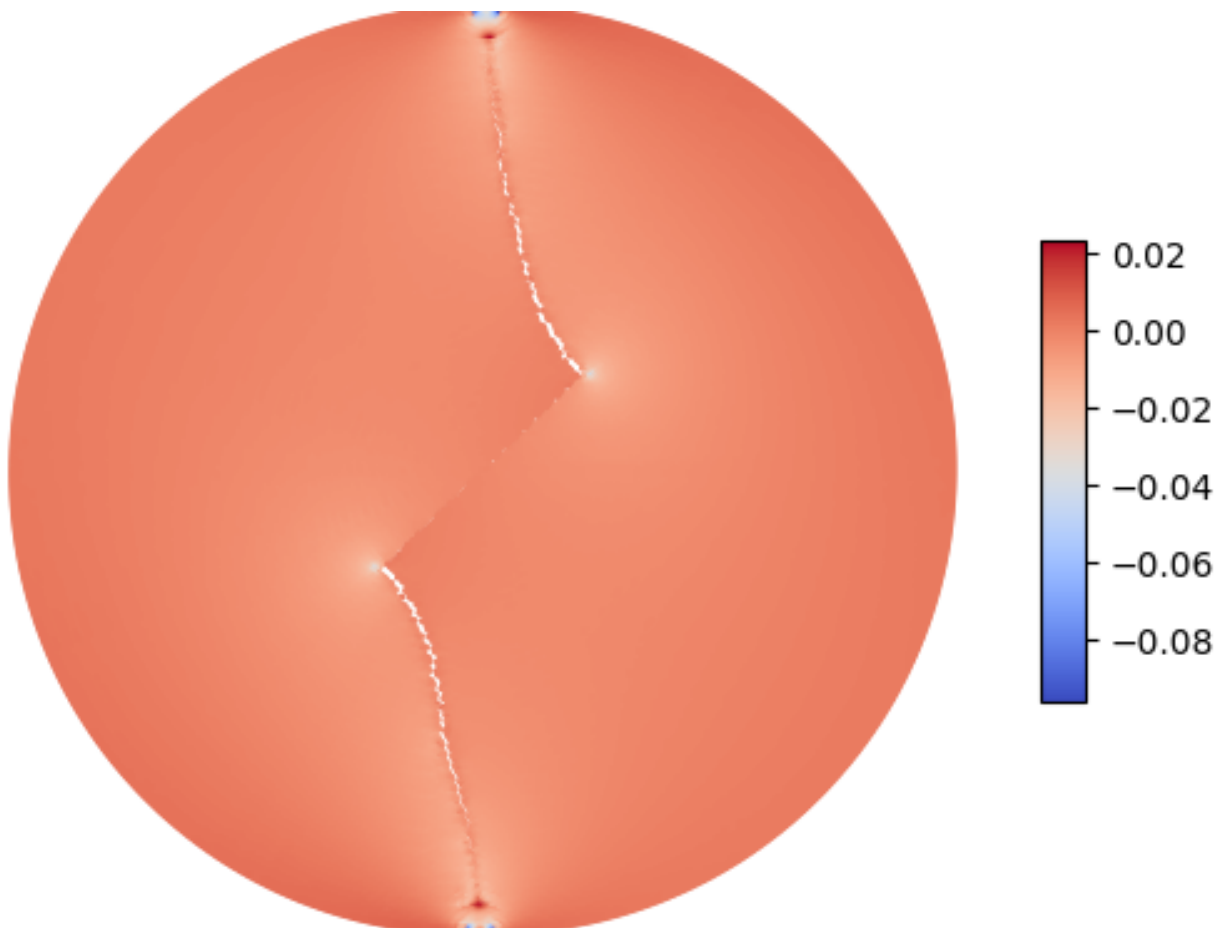
**Run Name: run0**

**Solution Output: out\_0\_0\_3000**

Field: e-vol

min-e-vol: -0.0957699

max-e-vol: 0.0231094




**Run Name: run0**

**Solution Output: out\_0\_0\_3000**

Field: damage-ini

min-damage-ini: 0.0

max-damage-ini: 0.970588



**Run Name: run0**

**Solution Output: out\_0\_0\_3000**

Field: damage

min-damage: 0.0

max-damage: 0.970588

