



Simulation Summary Report

Project Title: Double-edge notched plate

Description: 2D, Quasi-Static, Fracture Analysis, Isotropic

Created By: pmasscasestudies

Project Created: 07/02/2023-12:26

Report Created: 10/31/2023-10:24

Analysis Type: Fracture Analysis

Solver: quasi-static

Dimension: 2

```
{
  "dateTime": {
    "month": "07",
    "hour": "12",
    "year": "2023",
    "day": "02",
    "minute": "26"
  },
  "time_increment": 1e-08,
  "quasi_static": {
    "max_iteration": 1000,
    "tolerance": 1e-07,
    "precondition": 1e-10
  },
  "feModels": [],
  "analysis": {
    "quasi_static": {
      "max_iteration": 1000,
      "tolerance": 1e-07,
      "precondition": 1e-10
    },
    "load_segments": [
      {
        "name": "ls1",
        "type": "quasi-static",
        "num_save": 1,
        "ratio_segment": 1,
        "num_segment": 100
      }
    ],
    "iteration_damage": "true",
    "max_bond_breakage": 20,
    "thickness": 1,
    "zero_energy": {
      "type": "bond-associated",
      "bond_associated_family": 1
    },
    "name": "analysis1",
    "type": "Fracture Analysis",
    "dimension": 2,
    "inclusion_damage": "true",
    "solver": "quasi-static",
    "time_increment": 1e-08,
    "materials": [
      {
        "density": 1e-05,
        "elastic_properties": {
          "E": 30000,
          "G": 12500,
          "nu": 0.2
        },
        "name": "mat1",
        "failure_parameters": {
          "Scr": 0,
          "Xc": 0,
          "type": "Critical-Stretch",
          "Eccr": 0,
          "ft": 0,
          "S23": 0,
          "Stcr": 0,
          "w0": 0,
          "Xt": 0,
          "s0": 0.01,
          "Etr": 0,
          "ef": 0,
          "c": 0,
          "Yc": 0,
          "D1": 0,
          "D2": 0,
          "D3": 0,
          "D4": 0,
          "phi": 0,
          "D5": 0,
          "Ecr": 0,
          "S12": 0,
          "Scrr": 0,
          "Yt": 0,
          "fc": 0
        },
        "behavior": "elastic",
        "type": "isotropic",
        "dimension": 2
      }
    ],
    "plotSetting": {
      "markerSize": "5",
      "markerOpacity": "1",
      "cameraEye": {
        "x": "1",
        "y": "1",
        "z": "1"
      },
      "edgeColor": "middlegray",
      "edgeWidth": "0",
      "markerColor": "mutedblue",
      "colorscale": "RdBu",
      "materialColor": "blue",
      "lineColor": "black",
      "damageColor": "red",
      "aspectRatio": {
        "x": "1",
        "y": "1",
        "z": "1"
      },
      "lineWidth": "1"
    },
    "iteration_damage": "false",
    "project_name": "Double-edge notched plate",
    "max_bond_breakage": 6,
    "owner": "pmasscasestudies",
    "models": [
      {
        "output_zones": [],
        "random_solids": [],
        "solids": [
          {
            "name": "part1",
            "geometry": {
              "name": "geo1",
              "length": [200, 200],
              "type": "rectangle",
              "yaw": 0,
              "center": [100, 100]
            },
            "material": {
              "name": "mat1",
              "roll": 0,
              "pitch": 0,
              "type": "constant",
              "yaw": 0
            },
            "dimension": 2,
            "grid": {
              "grid_type": "quadrilateral2D",
              "horizon_type": "circle",
              "hr": 2.5,
              "dx": 0.8,
              "dy": 0.8,
              "yaw": 0
            }
          }
        ],
        "failure_zones": [
          {
            "name": "nf1",
            "dimension": 2,
            "geometry": {
              "name": "geo1",
              "length": [12, 100],
              "type": "rectangle",
              "yaw": 0,
              "center": [0, 150]
            }
          },
          {
            "name": "nf2",
            "dimension": 2,
            "geometry": {
              "name": "geo1",
              "length": [12, 100],
              "type": "rectangle",
              "yaw": 0,
              "center": [200, 50]
            }
          }
        ],
        "name": "model1",
        "boundary_zones": [
          {
            "name": "bc1",
            "geometry": {
              "name": "geo1",
              "length": [200, 6],
              "type": "rectangle",
              "yaw": 0,
              "center": [100, 0]
            },
            "dimension": 2,
            "properties": {
              "type": "displacement",
              "value": -1,
              "direction": "Y"
            }
          },
          {
            "name": "bc2",
            "geometry": {
              "name": "geo1",
              "length": [200, 6],
              "type": "rectangle",
              "yaw": 0,
              "center": [100, 200]
            },
            "dimension": 2,
            "properties": {
              "type": "displacement",
              "value": 1,
              "direction": "Y"
            }
          },
          {
            "name": "bc3",
            "geometry": {
              "name": "geo1",
              "length": [6, 100],
              "type": "rectangle",
              "yaw": 0,
              "center": [0, 150]
            },
            "dimension": 2,
            "properties": {
              "type": "initial_displacement",
              "value": 0.08,
              "direction": "X"
            }
          },
          {
            "name": "bc4",
            "geometry": {
              "name": "geo1",
              "length": [6, 100],
              "type": "rectangle",
              "yaw": 0,
              "center": [200, 50]
            },
            "dimension": 2,
            "properties": {
              "type": "initial_displacement",
              "value": -0.08,
              "direction": "X"
            }
          }
        ],
        "cracks": [],
        "laminate_solids": [],
        "dimension": 2,
        "voids": [
          {
            "name": "void1",
            "dimension": 2,
            "geometry": {
              "name": "geo1",
              "length": [50, 5],
              "type": "rectangle",
              "yaw": 0,
              "center": [0, 100]
            }
          },
          {
            "name": "void2",
            "dimension": 2,
            "geometry": {
              "name": "geo1",
              "length": [50, 5],
              "type": "rectangle",
              "yaw": 0,
              "center": [200, 100]
            }
          }
        ],
        "inclusions": [],
        "inclusion_damage": "true",
        "project_id": "35ee0d54-04ed-4875-b741-5e5c7b5cedc3",
        "description": "2D, Quasi-Static, Fracture Analysis, Isotropic"
      }
    ]
  }
}
```

Undeformed Grid

Number of Points: 62128

min-x: 0.4

max-x: 199.60000000000002

min-y: 0.4

max-y: 199.60000000000002



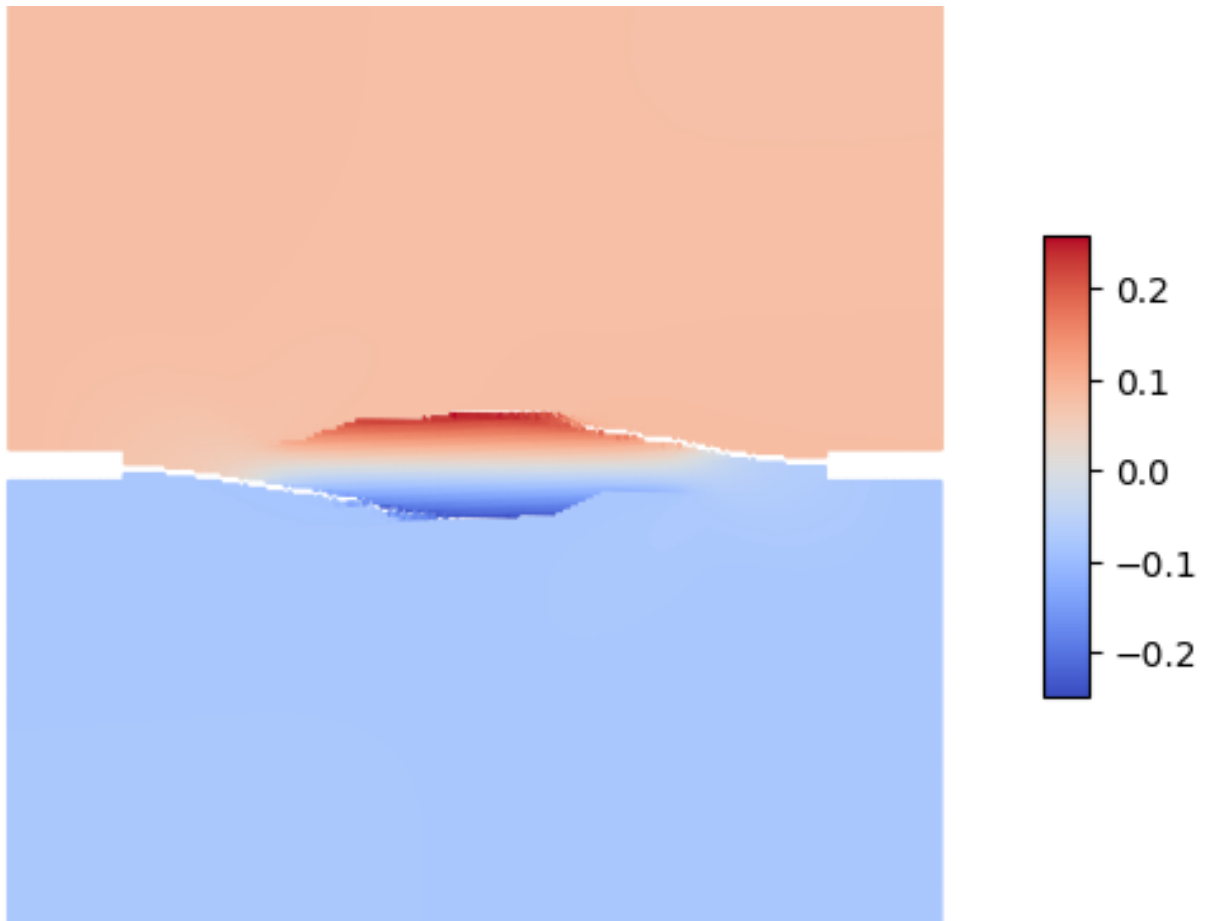
Run Name: run0

Solution Output: out_0_2000

Field: u-x

min-u-x: -0.247115

max-u-x: 0.258203



Run Name: run0

Solution Output: out_0_2000

Field: u-y

min-u-y: -1.00272

max-u-y: 1.00256



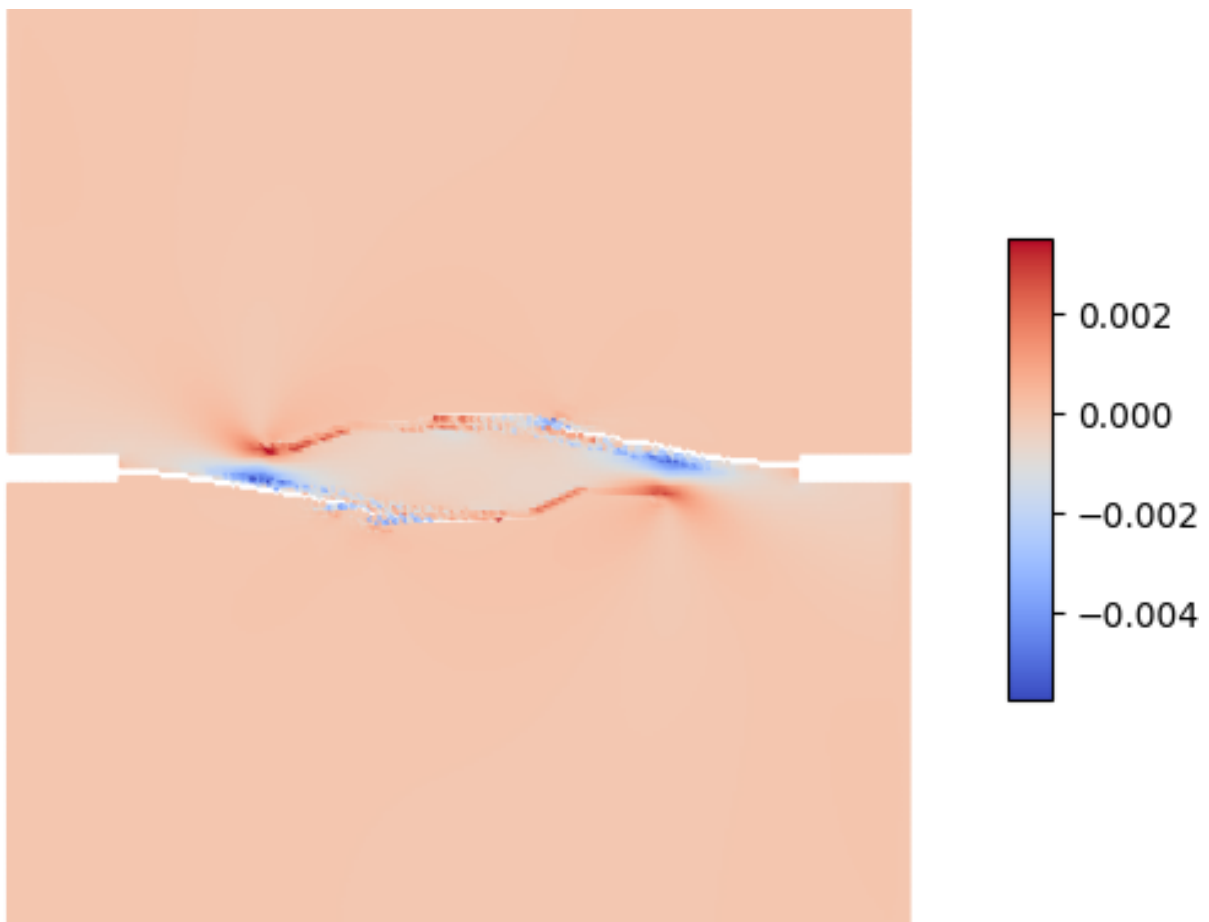
Run Name: run0

Solution Output: out_0_2000

Field: e-x

min-e-x: -0.00575475

max-e-x: 0.00353197



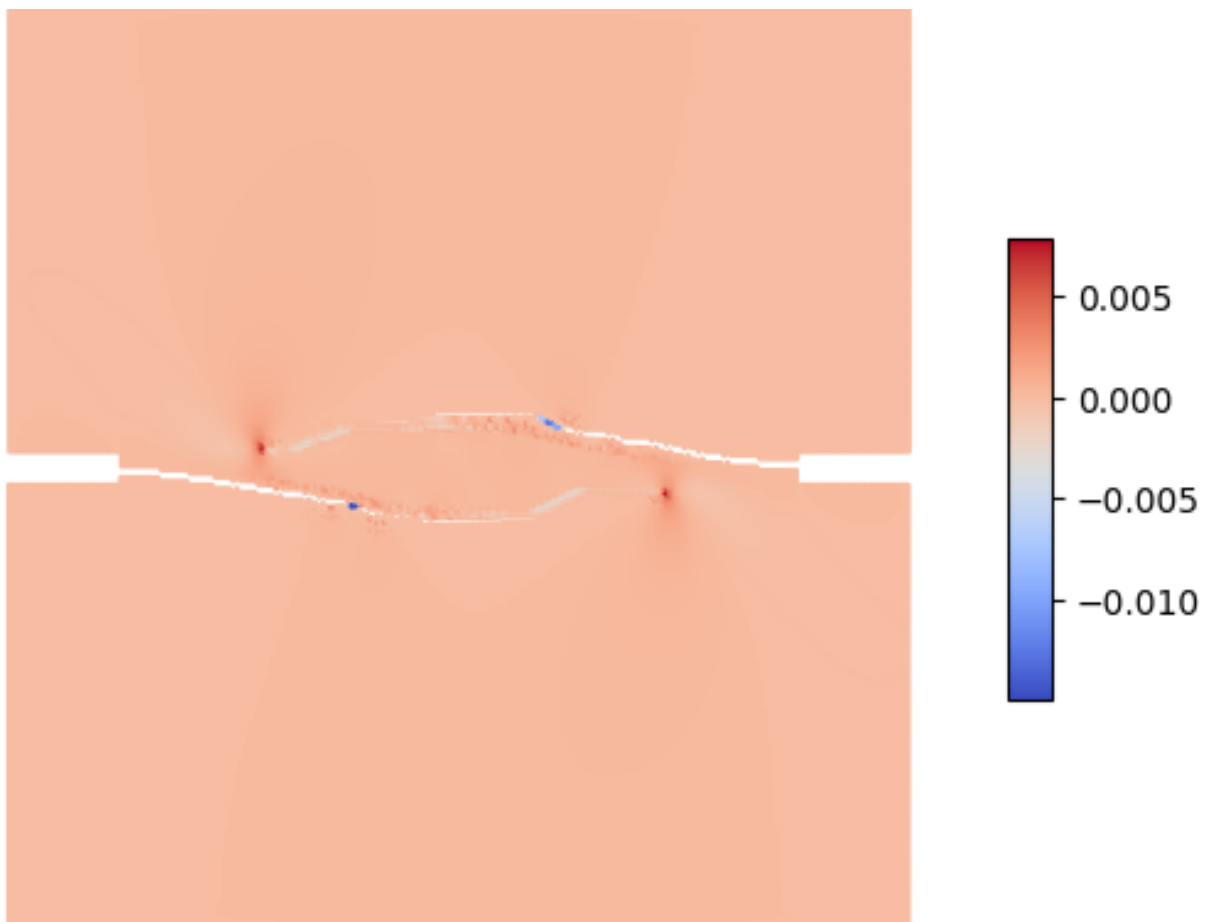
Run Name: run0

Solution Output: out_0_2000

Field: e-y

min-e-y: -0.0149292

max-e-y: 0.00786836



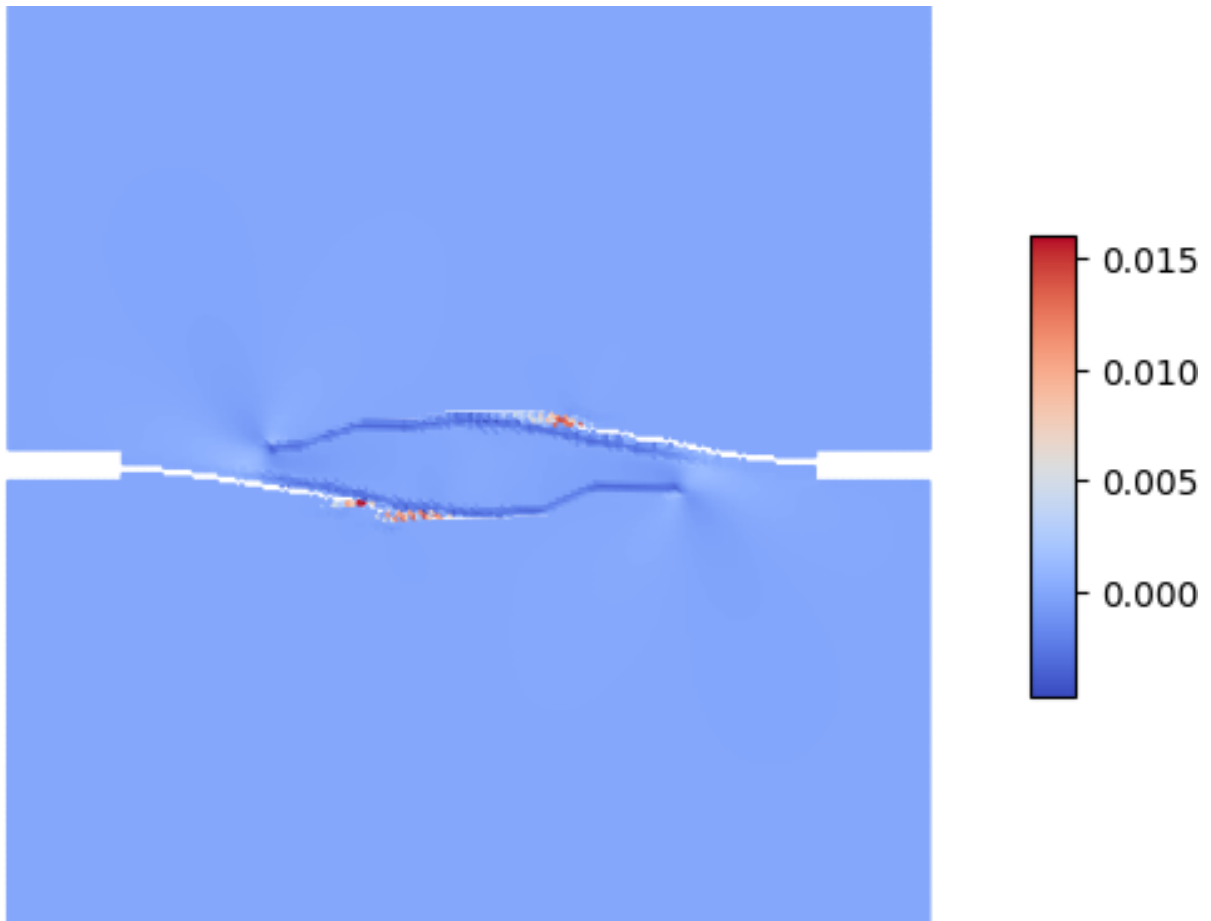
Run Name: run0

Solution Output: out_0_2000

Field: e-xy

min-e-xy: -0.00464597

max-e-xy: 0.0160018



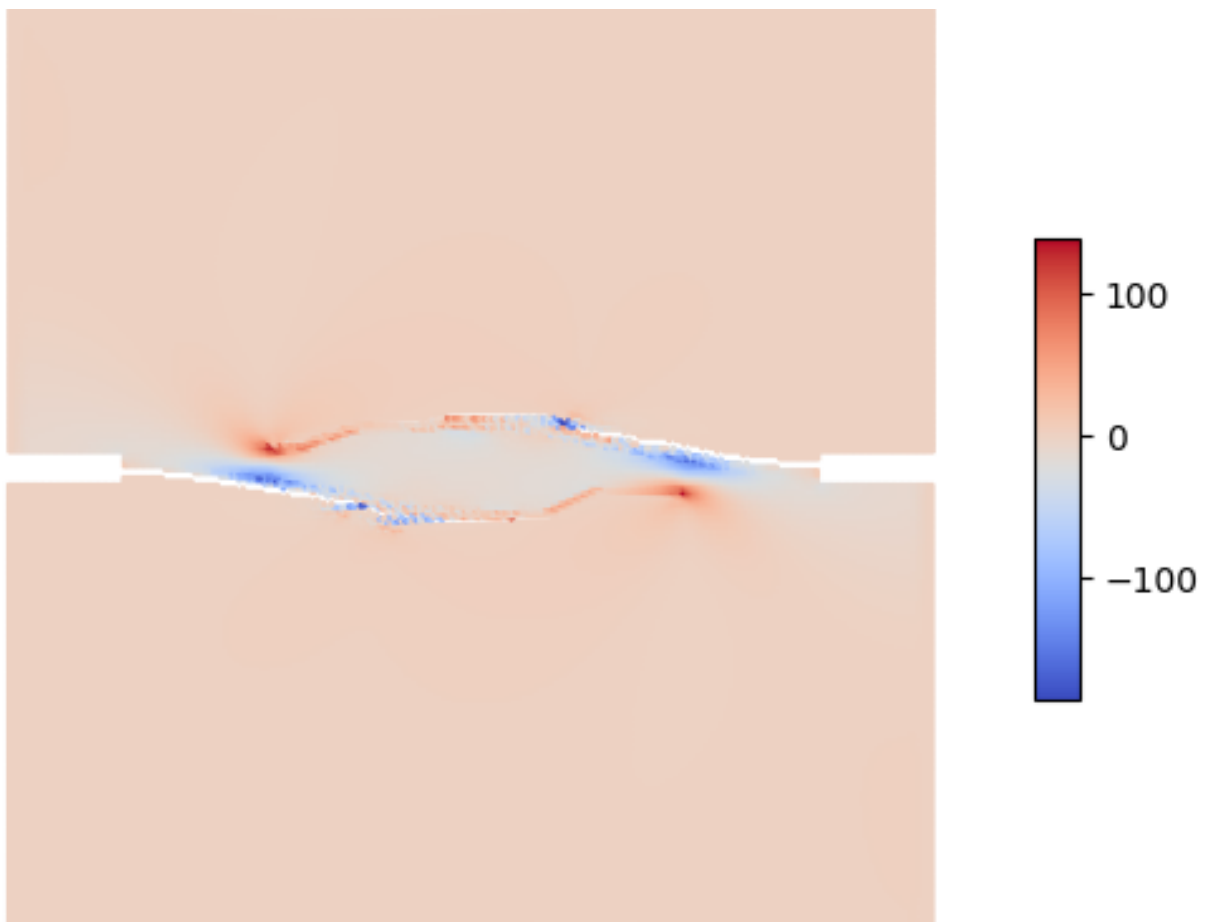
Run Name: run0

Solution Output: out_0_2000

Field: s-x

min-s-x: -185.746

max-s-x: 138.405



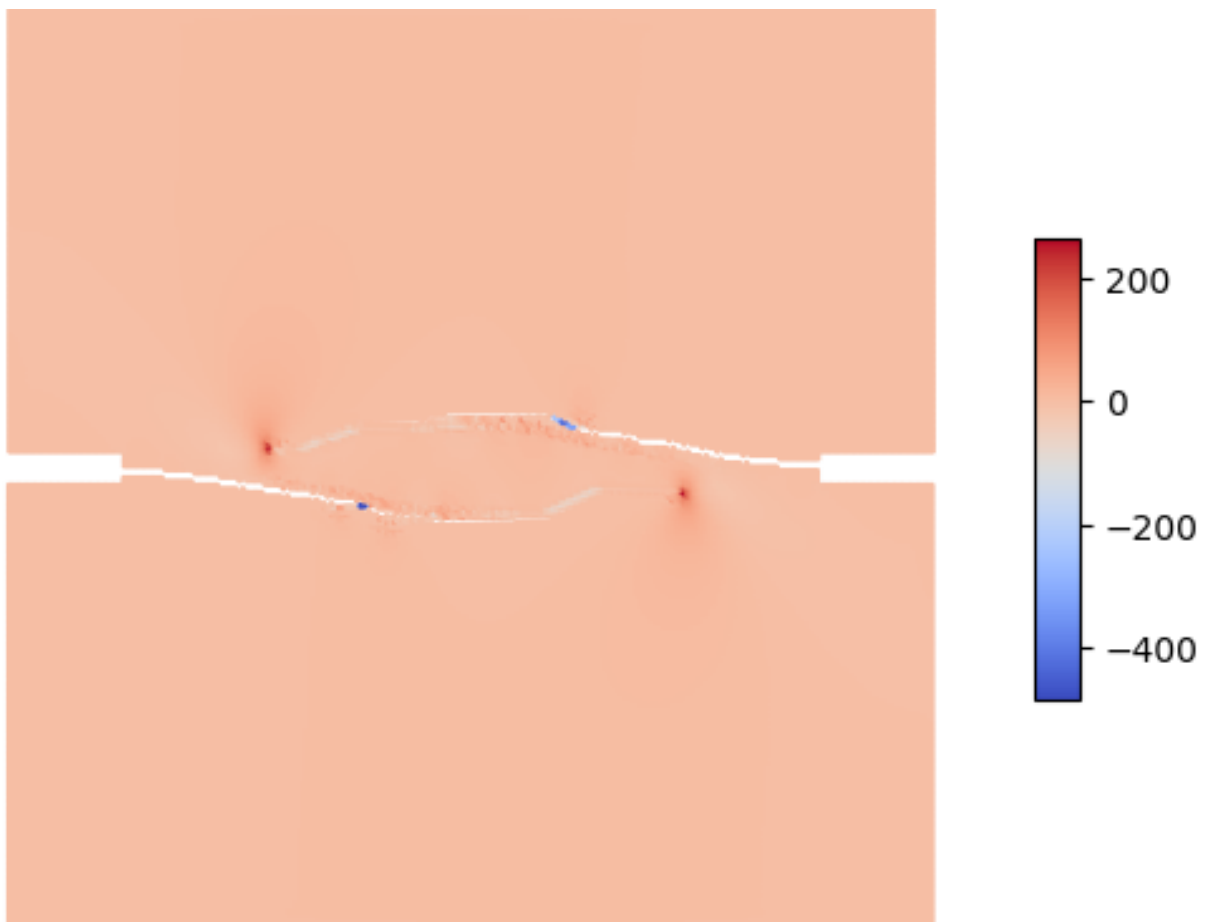
Run Name: run0

Solution Output: out_0_2000

Field: s-y

min-s-y: -482.143

max-s-y: 263.732



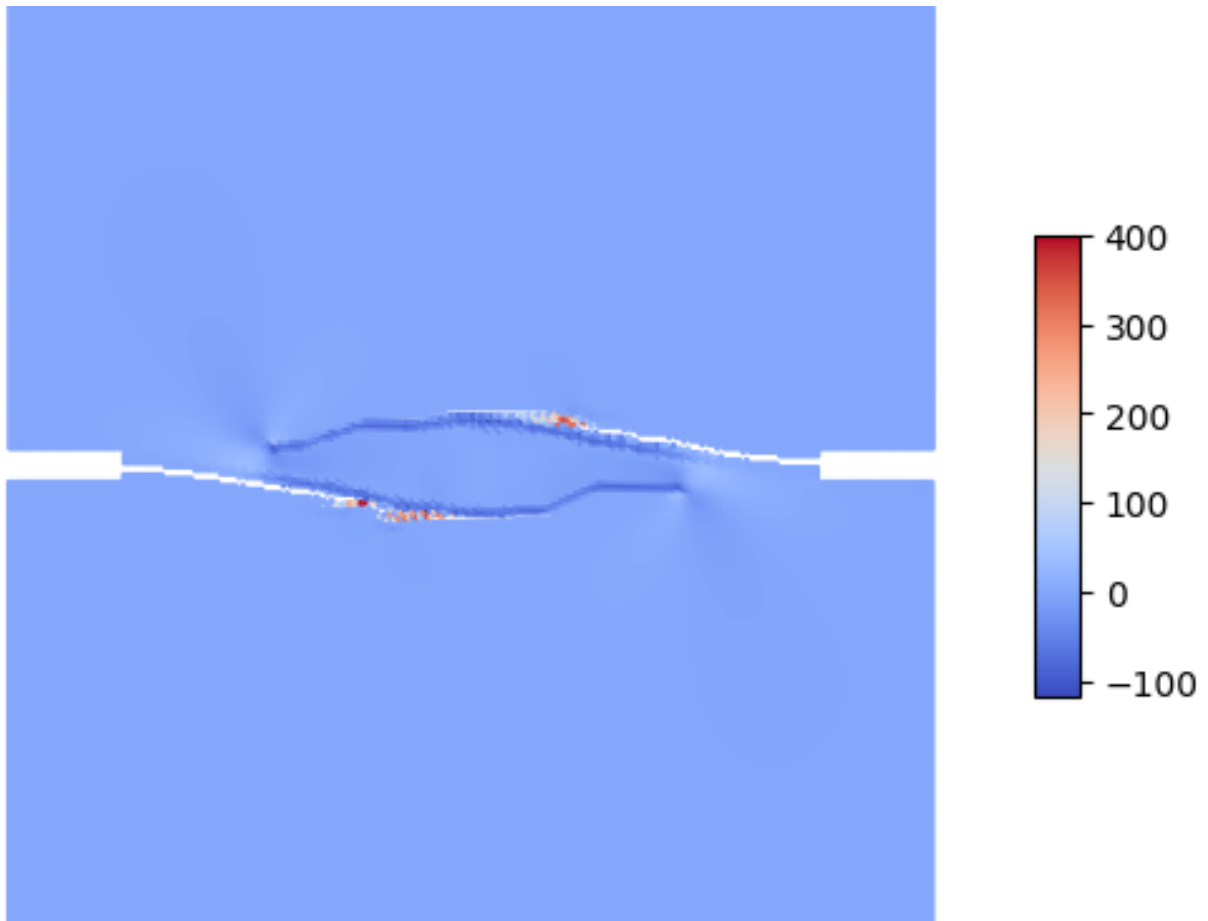
Run Name: run0

Solution Output: out_0_2000

Field: s-xy

min-s-xy: -116.149

max-s-xy: 400.044



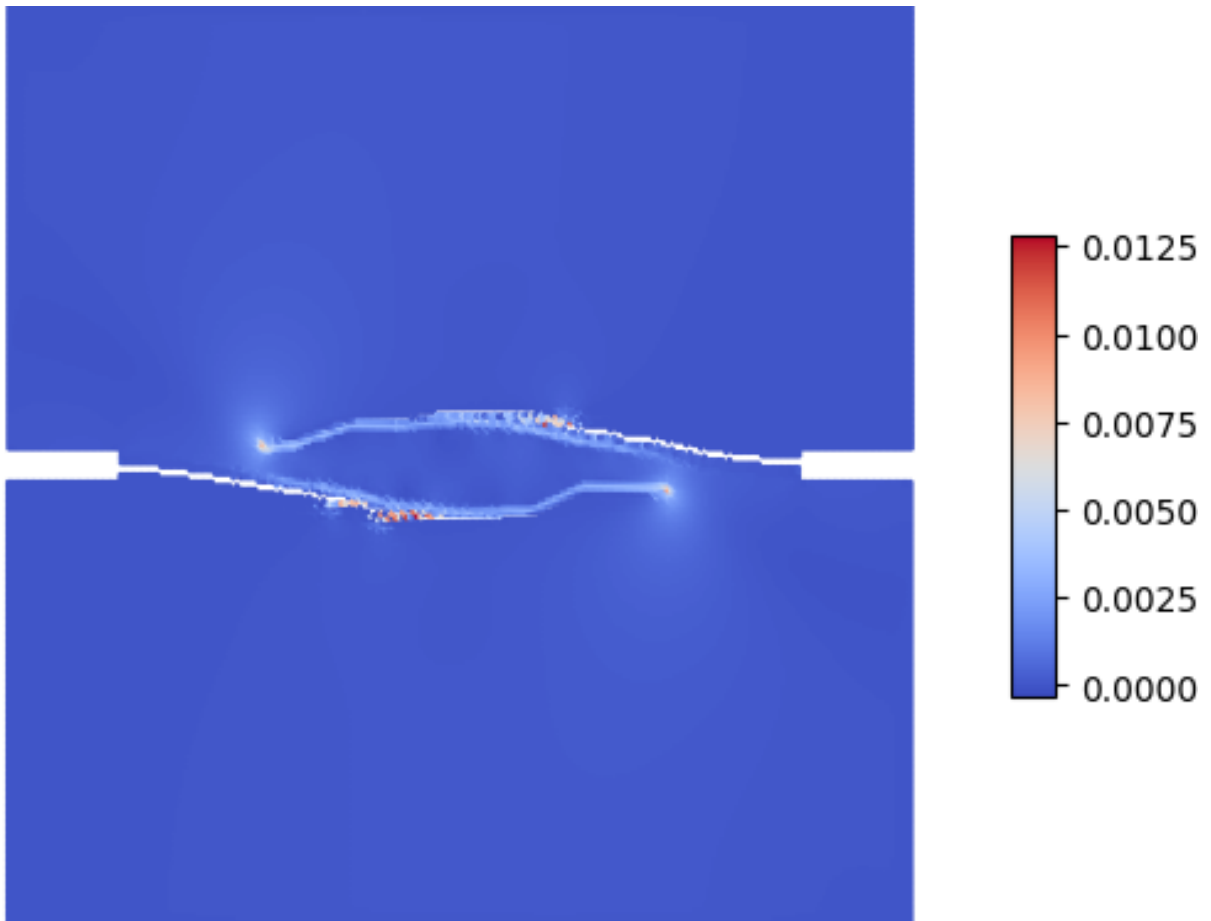
Run Name: run0

Solution Output: out_0_2000

Field: e-p1

min-e-p1: -0.000291267

max-e-p1: 0.0128202



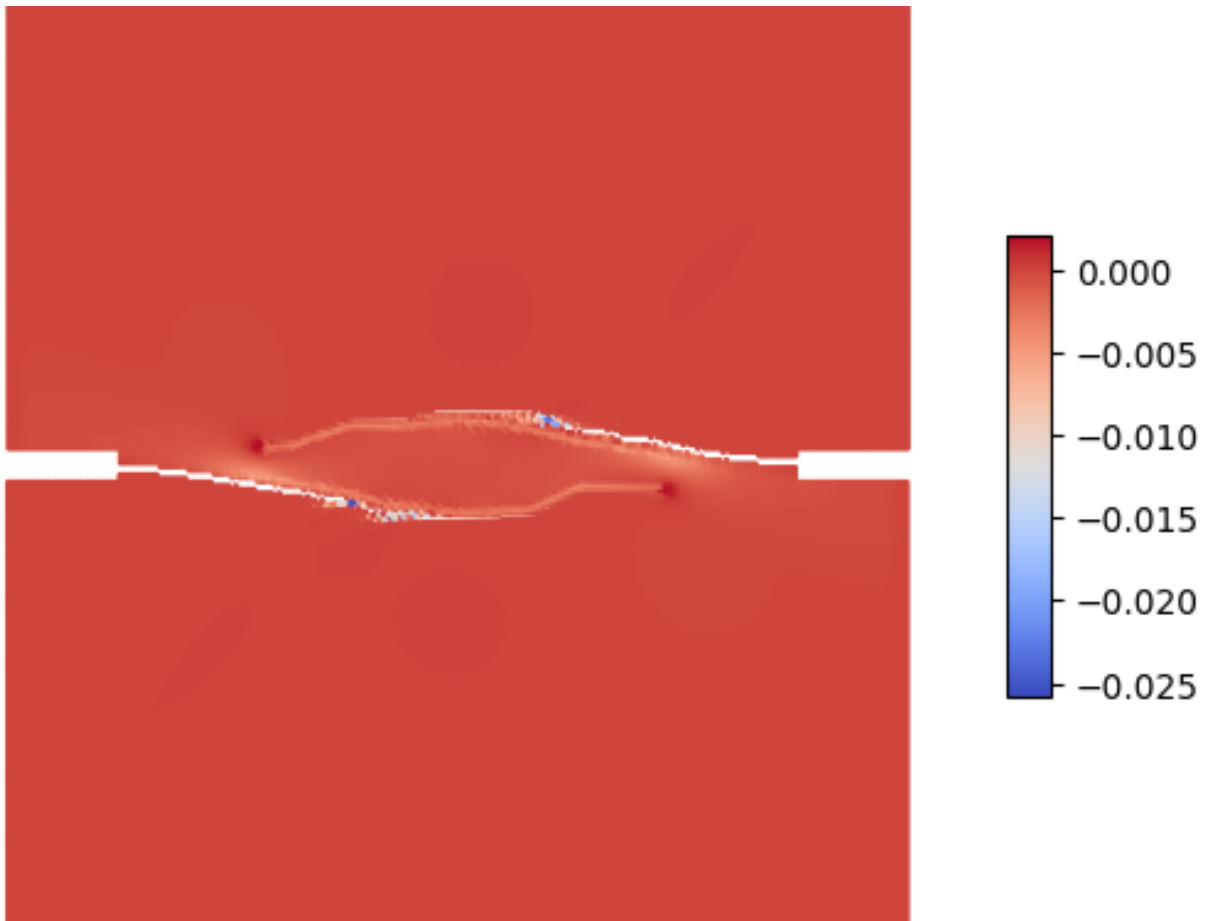
Run Name: run0

Solution Output: out_0_2000

Field: e-p2

min-e-p2: -0.0257519

max-e-p2: 0.00206938




Run Name: run0

Solution Output: out_0_2000

Field: s-p1

min-s-p1: -14.2303

max-s-p1: 298.866




Run Name: run0

Solution Output: out_0_2000

Field: s-p2

min-s-p2: -750.184

max-s-p2: 111.18




Run Name: run0

Solution Output: out_0_2000

Field: e-eq

min-e-eq: 1.70869e-11

max-e-eq: 0.0207009




Run Name: run0

Solution Output: out_0_2000

Field: s-eq

min-s-eq: 6.83424e-07

max-s-eq: 811.916



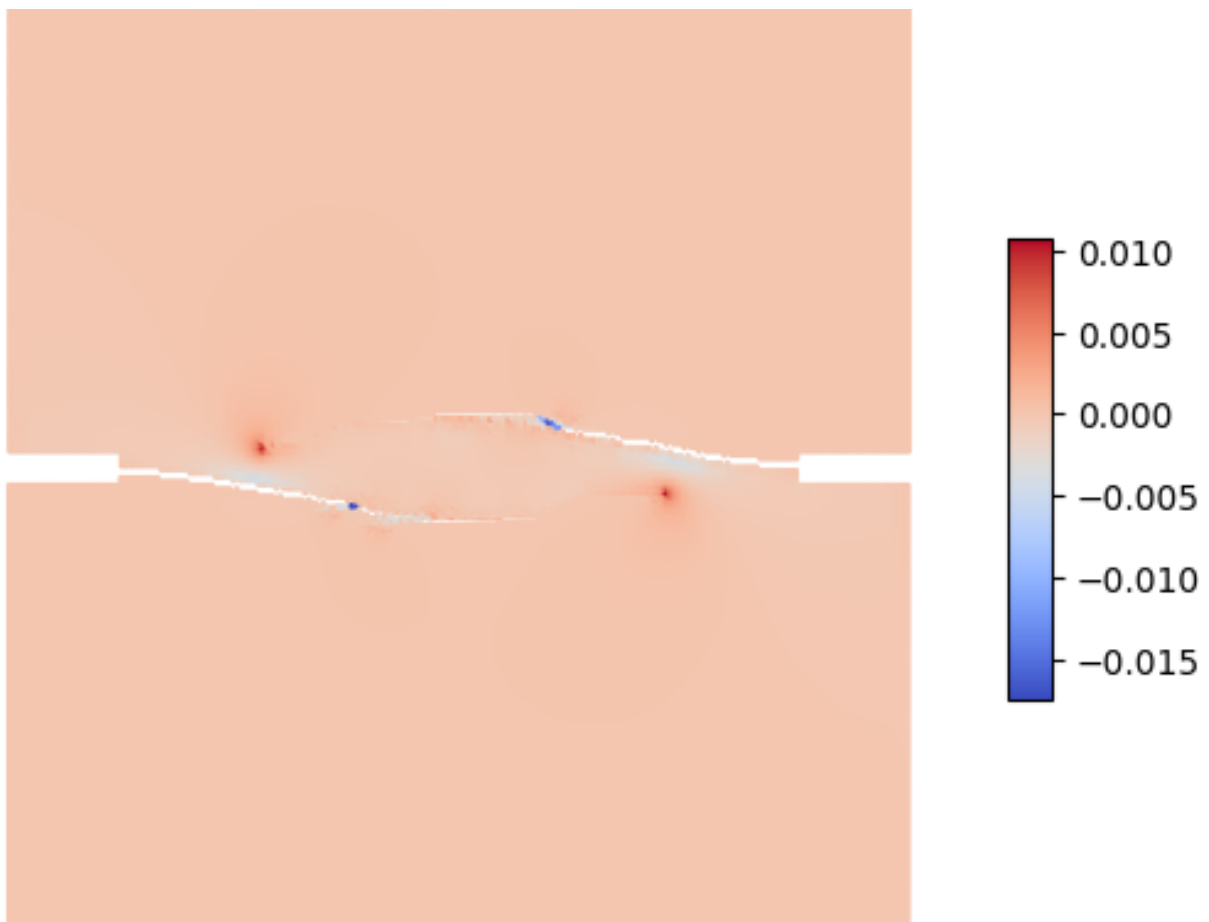
Run Name: run0

Solution Output: out_0_2000

Field: e-vol

min-e-vol: -0.0173887

max-e-vol: 0.0107461



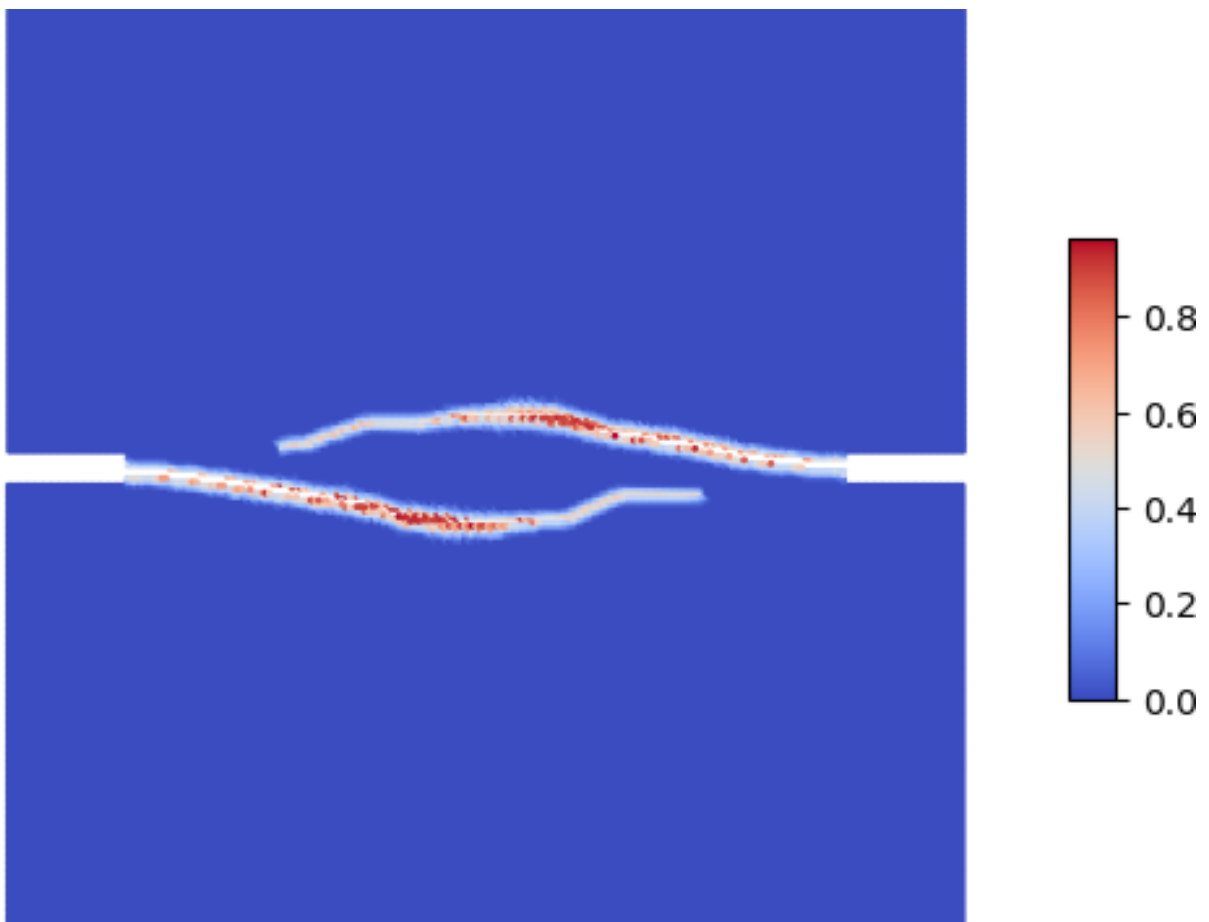
Run Name: run0

Solution Output: out_0_2000

Field: damage-ini

min-damage-ini: 0.0

max-damage-ini: 0.964286



Run Name: run0

Solution Output: out_0_2000

Field: damage

min-damage: 0.0

max-damage: 0.964286

